

CONNECTM TECHNOLOGY SOLUTIONS INC COM USD0.0001

ISIN: **US2079441091** WKN: **207944109**

Overview

2024/07/17 22:00:00

Price
2.49 USDDifference  4.62% (0.11)

General attributes

ISIN	US2079441091
Symbol	CNTM
Exchange	Nasdaq
Currency	USD
Sector	-
Security type	Stock
Market cap (m)	16 EUR
Benchmark	S&P 500

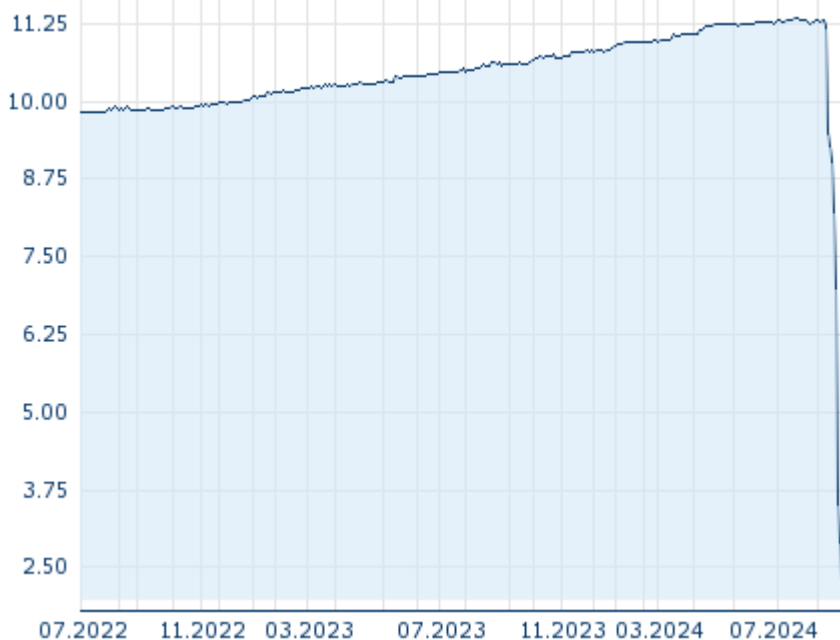
Market data

Bid (Bid size)	2.33 USD (500)
Ask (Ask size)	2.45 USD (100)
Open	2.25 USD
High	2.73 USD
Low	2.2001 USD
Close (prev. day)	2.38 USD
VWAP	2.399371 USD
Volume (pcs)	1,061,639
Trading volume	2,533,997.96
Number of trades	8,096
Last size	-

Futures and Options


Related Futures	-
Related Options	-

5Y



Information about previous performance does not guarantee future performance.
Source: FactSet

Recent research

on market		
Date	Headline	Download
2024/07/12	 Global Equity Ratings	
2024/07/08	 Akciové trhy - denní zpráva	
2024/07/03	 Global Strategy 3Q 2024	
2024/06/21	 Global Equity Ratings	
2024/05/29	 Global Equity Ratings	

Details

2024/07/17 22:00:00

Price
2.49 USDDifference ▲ 4.62% (0.11)

General attributes

ISIN	US2079441091
Symbol	CNTM
Exchange	Nasdaq
Currency	USD
Sector	-
Security type	Stock
Market cap (m)	16 EUR
Benchmark	S&P 500

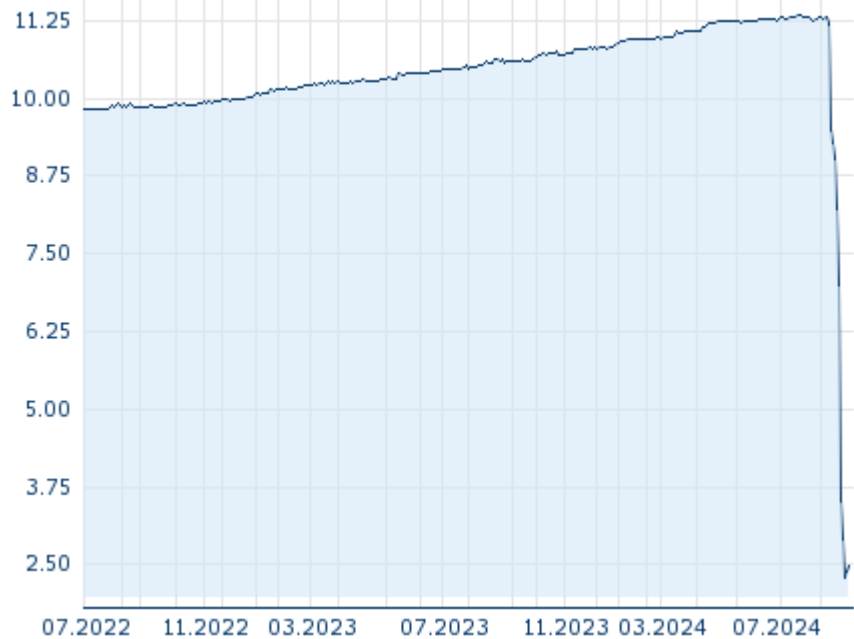
Market data

Bid (Bid size)	2.33 USD (500)
Ask (Ask size)	2.45 USD (100)
Open	2.25 USD
High	2.73 USD
Low	2.2001 USD
Close (prev. day)	2.38 USD
VWAP	2.399371 USD
Volume (pcs)	1,061,639
Trading volume	2,533,997.96
Number of trades	8,096
Last size	-

Performance and Risk

	6m	1Y	3Y
Perf (%)	-	-	-
Perf (abs.)	-	-	-
Beta	-0.56	-0.33	-0.08
Volatility	124.89	90.47	-

5Y



Information about previous performance does not guarantee future performance.
Source: FactSet

Price data

Ø price 5 days Ø volume 5 days (pcs.)	3.54 USD (1,162,915)
Ø price 30 days Ø volume 30 days (pcs.)	9.60 USD (395,357)
Ø price 100 days Ø volume 100 days (pcs.)	10.61 USD (143,069)
Ø price 250 days Ø volume 250 days (pcs.)	10.66 USD (81,090)
YTD High date	12.47 USD (2024/06/13)
YTD Low date	2.10 USD (2024/07/15)
52 Weeks High date	12.47 USD (2024/06/13)
52 Weeks Low date	2.10 USD (2024/07/15)

Arbitrage views

Exchange	Date	Time	Price	Trading volume (mio.)	Number of trades
Nasdaq	2024/07/17	22:00	2.49 USD	2.53	8,096
Frankfurt	2024/07/08	15:29	10.10 EUR	0.00	5

Company profile

Company Logo

Company Profile

Contact Details

MONTEREY CAPITAL ACQUISITION
CORP.

--

Telefon: -

Fax: -

E-mail: -