

YOTTA ACQUISITION CORPORATION COM USD0.0001

ISIN: **US98741Y1038** WKN: **98741Y103**

Overview

2024/10/17 22:30:01

Price

11.13 USD

Difference  0.00% (0.00)

General attributes

ISIN	US98741Y1038
Symbol	YOTA
Exchange	Nasdaq
Currency	USD
Sector	-
Security type	Stock
Market cap (m)	41 EUR
Benchmark	S&P 500

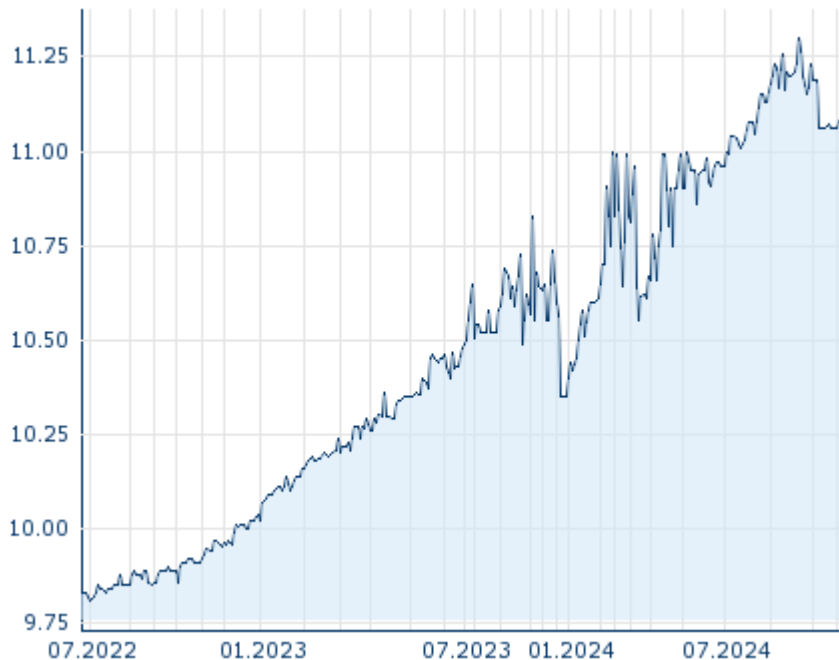
Market data

Bid (Bid size)	11.06 USD (500)
Ask (Ask size)	11.15 USD (500)
Open	11.13 USD
High	11.13 USD
Low	11.13 USD
Close (prev. day)	11.13 USD
VWAP	11.13 USD
Volume (pcs)	412
Trading volume	4,584.97
Number of trades	12
Last size	-

Futures and Options










Related Futures	-
Related Options	-

5Y



Information about previous performance does not guarantee future performance.
Source: FactSet

Recent research

on market			
Date		Headline	Download
2024/10/08		Global Strategy 4Q 2024	
2024/09/27		Global Equity Ratings	
2024/09/11		Global Equity Ratings	
2024/09/05		Global Equity Ratings	
2024/08/12		Global Equity Ratings	

Details

2024/10/17 22:30:01

Price

11.13 USD

Difference ➔ 0.00% (0.00)

General attributes

ISIN	US98741Y1038
Symbol	YOTA
Exchange	Nasdaq
Currency	USD
Sector	-
Security type	Stock
Market cap (m)	41 EUR
Benchmark	S&P 500

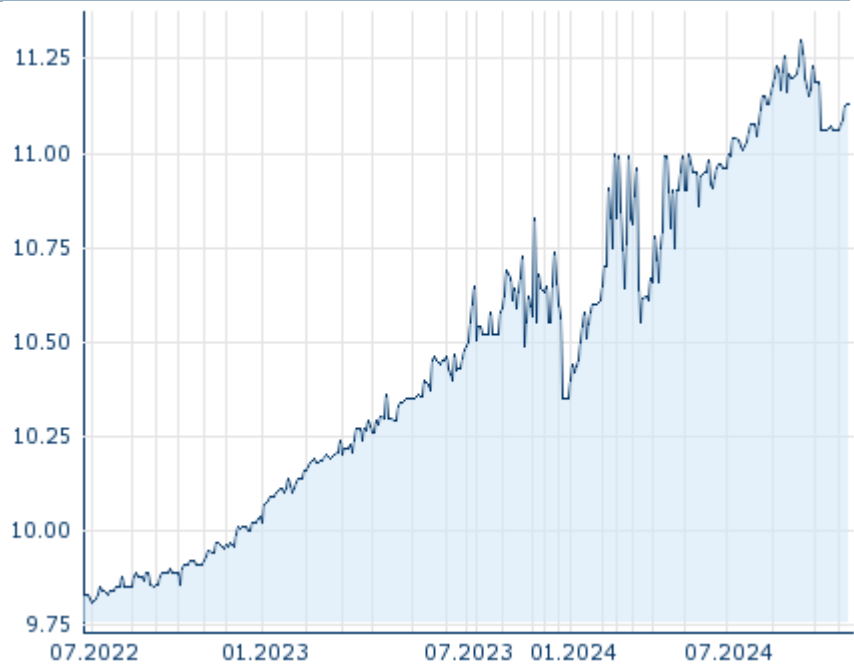
Market data

Bid (Bid size)	11.06 USD (500)
Ask (Ask size)	11.15 USD (500)
Open	11.13 USD
High	11.13 USD
Low	11.13 USD
Close (prev. day)	11.13 USD
VWAP	11.13 USD
Volume (pcs)	412
Trading volume	4,584.97
Number of trades	12
Last size	-

Performance and Risk

	6m	1Y	3Y
Perf (%)	-	-	-
Perf (abs.)	-	-	-
Beta	-	-	-
Volatility	5.37	6.77	-

5Y



Information about previous performance does not guarantee future performance.
Source: FactSet

Price data

Ø price 5 days Ø volume 5 days (pcs.)	11.13 USD (97)
Ø price 30 days Ø volume 30 days (pcs.)	11.08 USD (719)
Ø price 100 days Ø volume 100 days (pcs.)	11.07 USD (5,257)
Ø price 250 days Ø volume 250 days (pcs.)	10.90 USD (2,505)
YTD High date	15.49 USD (2024/03/18)
YTD Low date	10.35 USD (2024/01/04)
52 Weeks High date	15.49 USD (2024/03/18)
52 Weeks Low date	10.35 USD (2023/12/12)

Arbitrage views

Exchange	Date	Time	Price	Trading volume (mio.)	Number of trades
Nasdaq	2024/10/17	22:30	11.13 USD	0.00	12

Company profile

Company Logo

Company Profile

Contact Details

YOTTA ACQUISITION CORPORATION

--

Telefon: -

Fax: -

E-mail: -