

NETFLIX INC. FUTURE (NTFF) - EUX/202307

2023/06/02 18:36:26

Price
407.0089 USDDifference  0.71% (2.86)

General attributes

Symbol	NTFFN23
Exchange	Eurex
Currency	USD
Security type	Future
Underlying	NETFLIX INC
Maturity	07-2023
Contract size	100

Market data

Bid (Bid size)	- USD (-)
Ask (Ask size)	- USD (-)
Open	407.0089 USD
High	407.0089 USD
Low	407.0089 USD
Close (prev. day)	404.147 USD
Underlying	NETFLIX INC
Underlying price (date)	400.47 (23/06/02)
Settlement price (date)	407.01 (23/06/02)
Open Interest	0

Performance and Risk

	6m	1Y	3Y
Perf (%)	+23.55%	-	-
Perf (abs.)	+77.59	-	-
Beta	-	-	-
Volatility	43.24	48.27	48.27

Futures and Options

Related Futures	-
Related Options	-











Information about previous performance does not guarantee future performance.
Source: FactSet

Price data

Ø price 5 days Ø volume 5 days (pcs.)	396.1009 USD (0)
Ø price 30 days Ø volume 30 days (pcs.)	351.3770 USD (0)
Ø price 100 days Ø volume 100 days (pcs.)	344.0622 USD (0)
Ø price 250 days Ø volume 250 days (pcs.)	- USD (0)
YTD High date	407.0089 USD (2023/06/02)
YTD Low date	298.9512 USD (2023/01/02)
52 Weeks High date	407.0089 USD (2023/06/02)
52 Weeks Low date	175.6700 USD (2022/06/20)

Recent Research

on underlying	on sector	on market		
Date			Headline	Download
2023/06/01			Global Equity Ratings	
2023/05/24			Global Equity Ratings	
2023/05/03			Global Equity Ratings	
2023/04/25			Global Equity Ratings	
2023/03/28			Global Equity Ratings	