

ABBVIE INC. FUTURE (ABVF) - EUX/202307

2023/06/06 18:36:35

Price
135.2384 USD

Difference  -1.19% (-1.63)

General attributes

Symbol	ABVFN23
Exchange	Eurex
Currency	USD
Security type	Future
Underlying	ABBVIE INC.
Maturity	07-2023
Contract size	100

Market data

Bid (Bid size)	- USD (-)
Ask (Ask size)	- USD (-)
Open	135.2384 USD
High	135.2384 USD
Low	135.2384 USD
Close (prev. day)	136.8706 USD
Underlying	ABBVIE INC.
Underlying price (date)	135.43 (23/06/06)
Settlement price (date)	135.24 (23/06/06)
Open Interest	0

Performance and Risk

	6m	1Y	3Y
Perf (%)	-17.16%	-	-
Perf (abs.)	-28.01	-	-
Beta	-	-	-
Volatility	21.63	23.30	23.30

Futures and Options

Related Futures	-
Related Options	-

5Y












Information about previous performance does not guarantee future performance.
Source: FactSet

Price data

Ø price 5 days Ø volume 5 days (pcs.)	135.3756 USD (0)
Ø price 30 days Ø volume 30 days (pcs.)	144.5796 USD (0)
Ø price 100 days Ø volume 100 days (pcs.)	151.0867 USD (0)
Ø price 250 days Ø volume 250 days (pcs.)	- USD (0)
YTD High date	168.0043 USD (2023/01/06)
YTD Low date	133.6386 USD (2023/06/01)
52 Weeks High date	168.0043 USD (2023/01/06)
52 Weeks Low date	133.4383 USD (2022/08/31)

Recent Research

on underlying	on sector	on market		
Date			Headline	Download
2023/06/06			Global Equity Ratings	
2023/06/01			Global Equity Ratings	
2023/05/24			Global Equity Ratings	
2023/05/03			Global Equity Ratings	
2023/04/25			Global Equity Ratings	