

WIENERBERGER AG FUTURE (TWIE) - EUX/202406

2024/04/19 18:41:14

Price
32.6147 EURDifference  -1.50% (-0.50)

General attributes

Symbol	TWIEM24
Exchange	Eurex
Currency	EUR
Security type	Future
Underlying	WIENERBERGER AG
Maturity	06-2024
Contract size	100

Market data

Bid (Bid size)	- EUR (-)
Ask (Ask size)	- EUR (-)
Open	32.6147 EUR
High	32.6147 EUR
Low	32.6147 EUR
Close (prev. day)	33.1115 EUR
Underlying	WIENERBERGER AG
Underlying price (date)	32.76 (24/04/19)
Settlement price (date)	32.61 (24/04/19)
Open Interest	0

Performance and Risk

	6m	1Y	3Y
Perf (%)	+39.65%	+21.32%	-
Perf (abs.)	+9.40	+5.82	-
Beta	-	-	-
Volatility	21.36	22.14	-

Futures and Options

Related Futures	-
Related Options	-

5Y












Information about previous performance does not guarantee future performance.
Source: FactSet

Price data

Ø price 5 days Ø volume 5 days (pcs.)	32.8038 EUR (0)
Ø price 30 days Ø volume 30 days (pcs.)	32.8826 EUR (0)
Ø price 100 days Ø volume 100 days (pcs.)	30.8821 EUR (0)
Ø price 250 days Ø volume 250 days (pcs.)	28.3781 EUR (0)
YTD High date	33.7043 EUR (2024/03/27)
YTD Low date	28.1626 EUR (2024/01/17)
52 Weeks High date	33.7043 EUR (2024/03/27)
52 Weeks Low date	22.7045 EUR (2023/10/26)

Recent Research

on sector		on market	
Date		Headline	Download
2024/04/03		Global Equity Ratings	
2024/03/13		Global Equity Ratings	
2024/02/22		Global Equity Ratings	
2024/02/14		Global Equity Ratings	
2024/01/23		Global Equity Ratings	