

# WIENERBERGER AG FUTURE (TWIE) - EUX/202406

2024/04/18 18:45:06

Price  
**33.1115** EUR

Difference  1.32% (0.43)

### General attributes

Symbol	TWIEM24
Exchange	Eurex
Currency	EUR
Security type	Future
Underlying	WIENERBERGER AG
Maturity	06-2024
Contract size	100

### Market data

Bid (Bid size)	- EUR (-)
Ask (Ask size)	- EUR (-)
Open	33.1115 EUR
High	33.1115 EUR
Low	33.1115 EUR
Close (prev. day)	32.6788 EUR
Underlying	WIENERBERGER AG
Underlying price (date)	33.26 (24/04/18)
Settlement price (date)	33.11 (24/04/18)
Open Interest	0

### Performance and Risk

	6m	1Y	3Y
Perf (%)	+39.65%	+21.32%	-
Perf (abs.)	+9.40	+5.82	-
Beta	-	-	-
Volatility	21.36	22.14	-

### Futures and Options

Related Futures	-
Related Options	-

5Y












Information about previous performance does not guarantee future performance.  
Source: FactSet

### Price data

Ø price 5 days   Ø volume 5 days (pcs.)	32.8038 EUR (0)
Ø price 30 days   Ø volume 30 days (pcs.)	32.8826 EUR (0)
Ø price 100 days   Ø volume 100 days (pcs.)	30.8821 EUR (0)
Ø price 250 days   Ø volume 250 days (pcs.)	28.3781 EUR (0)
YTD High   date	33.7043 EUR (2024/03/27)
YTD Low   date	28.1626 EUR (2024/01/17)
52 Weeks High   date	33.7043 EUR (2024/03/27)
52 Weeks Low   date	22.7045 EUR (2023/10/26)

### Recent Research

on sector		on market	
Date		Headline	Download
2024/04/03		Global Equity Ratings	
2024/03/13		Global Equity Ratings	
2024/02/22		Global Equity Ratings	
2024/02/14		Global Equity Ratings	
2024/01/23		Global Equity Ratings	