

## WIENERBERGER AG FUTURE (TWIE) - EUX/202406

2023/06/01 18:56:03

Price  
27.5234 EURDifference  1.01% (0.27)

## General attributes

Symbol	TWIEM24
Exchange	Eurex
Currency	EUR
Security type	Future
Underlying	WIENERBERGER AG
Maturity	06-2024
Contract size	100

## Market data

Bid (Bid size)	- EUR (-)
Ask (Ask size)	- EUR (-)
Open	27.5234 EUR
High	27.5234 EUR
Low	27.5234 EUR
Close (prev. day)	27.2492 EUR
Underlying	WIENERBERGER AG
Underlying price (date)	27.02 (23/06/02)
Settlement price (date)	27.52 (23/06/01)
Open Interest	0

## Performance and Risk

	6m	1Y	3Y
Perf (%)	+8.81%	-	-
Perf (abs.)	+2.23	-	-
Beta	-	-	-
Volatility	24.87	32.10	32.10

## Futures and Options

Related Futures	-
Related Options	-

5Y










Information about previous performance does not guarantee future performance.  
Source: FactSet

## Price data

Ø price 5 days   Ø volume 5 days (pcs.)	27.4041 EUR (0)
Ø price 30 days   Ø volume 30 days (pcs.)	27.7388 EUR (0)
Ø price 100 days   Ø volume 100 days (pcs.)	27.5511 EUR (0)
Ø price 250 days   Ø volume 250 days (pcs.)	- EUR (0)
YTD High   date	30.1968 EUR (2023/03/03)
YTD Low   date	22.6854 EUR (2023/01/02)
52 Weeks High   date	30.1968 EUR (2023/03/03)
52 Weeks Low   date	19.2210 EUR (2022/07/06)

## Recent Research

on sector		on market	
Date		Headline	Download
2023/06/01		Global Equity Ratings	
2023/05/24		Global Equity Ratings	
2023/05/03		Global Equity Ratings	
2023/04/25		Global Equity Ratings	
2023/03/28		Global Equity Ratings	