

KOJAMO OYJ FUTURE (KOJF) - EUX/202412

2024/06/28 18:40:53

Price
9.8012 EUR

Difference  0.46% (0.04)

General attributes

| | |
|---------------|------------|
| Symbol | KOJFZ24 |
| Exchange | Eurex |
| Currency | EUR |
| Security type | Future |
| Underlying | KOJAMO OYJ |
| Maturity | 12-2024 |
| Contract size | 100 |

Market data

| | |
|-------------------------|------------------|
| Bid (Bid size) | - EUR (-) |
| Ask (Ask size) | - EUR (-) |
| Open | 9.8012 EUR |
| High | 9.8012 EUR |
| Low | 9.8012 EUR |
| Close (prev. day) | 9.7564 EUR |
| Underlying | KOJAMO OYJ |
| Underlying price (date) | 9.615 (24/06/28) |
| Settlement price (date) | 9.80 (24/06/28) |
| Open Interest | 0 |

Performance and Risk

| | 6m | 1Y | 3Y |
|-------------|---------|---------|----|
| Perf (%) | -21.55% | +11.19% | - |
| Perf (abs.) | -2.69 | +0.99 | - |
| Beta | - | - | - |
| Volatility | 27.41 | 36.30 | - |

Futures and Options

| | |
|-----------------|---|
| Related Futures | - |
| Related Options | - |

5Y











Information about previous performance does not guarantee future performance.
Source: FactSet

Price data

| | |
|---|--------------------------|
| Ø price 5 days Ø volume 5 days (pcs.) | 9.6789 EUR (0) |
| Ø price 30 days Ø volume 30 days (pcs.) | 9.9169 EUR (0) |
| Ø price 100 days Ø volume 100 days (pcs.) | 10.5166 EUR (0) |
| Ø price 250 days Ø volume 250 days (pcs.) | 10.0930 EUR (0) |
| YTD High date | 12.3477 EUR (2024/01/08) |
| YTD Low date | 9.3944 EUR (2024/06/19) |
| 52 Weeks High date | 12.5632 EUR (2023/12/27) |
| 52 Weeks Low date | 7.7653 EUR (2023/10/25) |

Recent Research

| on sector | | on market | |
|------------|---|-----------------------|---|
| Date | | Headline | Download |
| 2024/06/21 |  | Global Equity Ratings |  |
| 2024/06/14 |  | Global Equity Ratings |  |
| 2024/05/29 |  | Global Equity Ratings |  |
| 2024/04/26 |  | Global Equity Ratings |  |
| 2024/04/03 |  | Global Equity Ratings |  |