

# COVIVIO (FDRF) - EUX/20230721

2022/12/07 19:00:30

Price  
**53.3288** EUR

Difference  -2.15% (-1.17)

### General attributes

Symbol	FDRFN23
Exchange	Eurex
Currency	EUR
Security type	Future
Underlying	COVIVIO SA
Maturity	07-2023
Contract size	100

### Market data

Bid (Bid size)	- EUR (-)
Ask (Ask size)	- EUR (-)
Open	53.3288 EUR
High	53.3288 EUR
Low	53.3288 EUR
Close (prev. day)	54.5024 EUR
Underlying	COVIVIO SA
Underlying price (date)	55.90 (22/12/08)
Settlement price (date)	53.33 (22/12/07)
Open Interest	0

### Performance and Risk

	6m	1Y	3Y
Perf (%)	-	-	-
Perf (abs.)	-	-	-
Beta	-	-	-
Volatility	37.48	37.48	37.48

### Futures and Options

Related Futures	-
Related Options	-












Information about previous performance does not guarantee future performance.  
Source: FactSet

### Price data

Ø price 5 days   Ø volume 5 days (pcs.)	53.7111 EUR (0)
Ø price 30 days   Ø volume 30 days (pcs.)	53.9107 EUR (0)
Ø price 100 days   Ø volume 100 days (pcs.)	52.4925 EUR (0)
Ø price 250 days   Ø volume 250 days (pcs.)	- EUR (0)
YTD High   date	59.7302 EUR (2022/08/10)
YTD Low   date	43.3759 EUR (2022/09/27)
52 Weeks High   date	59.7302 EUR (2022/08/10)
52 Weeks Low   date	43.3759 EUR (2022/09/27)

### Recent Research

on sector	on market		
Date		Headline	Download
2022/11/28		Global Equity Ratings	
2022/11/18		Global Equity Ratings	
2022/10/31		Global Equity Ratings	
2022/10/05		Global Equity Ratings	
2022/10/03		České shrnutí reportu na COLT CZ	