

# DEUTSCHE BANK AG FUTURE (DBKI) - EUX/202307

2023/01/27 18:44:17

Price  
**12.2973** EUR

Difference  1.75% (0.21)

### General attributes

Symbol	DBKIN23
Exchange	Eurex
Currency	EUR
Security type	Future
Underlying	DEUTSCHE BANK AG
Maturity	07-2023
Contract size	-

### Market data

Bid (Bid size)	- EUR (-)
Ask (Ask size)	- EUR (-)
Open	12.2973 EUR
High	12.2973 EUR
Low	12.2973 EUR
Close (prev. day)	12.0862 EUR
Underlying	DEUTSCHE BANK AG
Underlying price (date)	12.34 (23/01/27)
Settlement price (date)	12.30 (23/01/27)
Open Interest	0

### Performance and Risk

	6m	1Y	3Y
Perf (%)	+54.67%	-	-
Perf (abs.)	+4.35	-	-
Beta	-	-	-
Volatility	34.10	39.21	39.21

### Futures and Options

Related Futures	-
Related Options	-

5Y











Information about previous performance does not guarantee future performance.  
Source: FactSet

### Price data

Ø price 5 days   Ø volume 5 days (pcs.)	12.0112 EUR (0)
Ø price 30 days   Ø volume 30 days (pcs.)	11.3092 EUR (0)
Ø price 100 days   Ø volume 100 days (pcs.)	9.8959 EUR (0)
Ø price 250 days   Ø volume 250 days (pcs.)	- EUR (0)
YTD High   date	12.2973 EUR (2023/01/27)
YTD Low   date	10.9201 EUR (2023/01/02)
52 Weeks High   date	12.2973 EUR (2023/01/27)
52 Weeks Low   date	7.5713 EUR (2022/09/29)

### Recent Research

on underlying	on sector	on market	
Date		Headline	Download
2023/01/09		Global Equity Ratings	
2022/12/19		Global Equity Ratings	
2022/11/28		Global Equity Ratings	
2022/11/18		Global Equity Ratings	
2022/10/31		Global Equity Ratings	