

## SIEMENS (SIEH) - EUX/20230721

2022/12/09 19:00:25

Price  
**132.0039** EURDifference  1.07% (1.40)

## General attributes

Symbol	SIEHN23
Exchange	Eurex
Currency	EUR
Security type	Future
Underlying	SIEMENS AG
Maturity	07-2023
Contract size	100

## Market data

Bid (Bid size)	- EUR (-)
Ask (Ask size)	- EUR (-)
Open	132.0039 EUR
High	132.0039 EUR
Low	132.0039 EUR
Close (prev. day)	130.6073 EUR
Underlying	SIEMENS AG
Underlying price (date)	133.44 (22/12/09)
Settlement price (date)	132.00 (22/12/09)
Open Interest	0

## Performance and Risk

	6m	1Y	3Y
Perf (%)	-	-	-
Perf (abs.)	-	-	-
Beta	-	-	-
Volatility	32.87	32.87	32.87

## Futures and Options

Related Futures	-
Related Options	-












Information about previous performance does not guarantee future performance.  
Source: FactSet

## Price data

Ø price 5 days   Ø volume 5 days (pcs.)	132.1385 EUR (0)
Ø price 30 days   Ø volume 30 days (pcs.)	124.0864 EUR (0)
Ø price 100 days   Ø volume 100 days (pcs.)	109.7908 EUR (0)
Ø price 250 days   Ø volume 250 days (pcs.)	- EUR (0)
YTD High   date	134.1314 EUR (2022/12/05)
YTD Low   date	91.4517 EUR (2022/07/05)
52 Weeks High   date	134.1314 EUR (2022/12/05)
52 Weeks Low   date	91.4517 EUR (2022/07/05)

## Recent Research

on underlying	on sector	on market	
Date		Headline	Download
2022/11/28		Global Equity Ratings	
2022/11/18		Global Equity Ratings	
2022/10/31		Global Equity Ratings	
2022/10/05		Global Equity Ratings	
2022/09/26		Global Equity Ratings	