

WIENERBERGER AG FUTURE (TWIE) - EUX/202309

2023/06/01 18:56:03

Price
27.6194 EURDifference  1.00% (0.27)

General attributes

Symbol	TWIEU23
Exchange	Eurex
Currency	EUR
Security type	Future
Underlying	WIENERBERGER AG
Maturity	09-2023
Contract size	100

Market data

Bid (Bid size)	- EUR (-)
Ask (Ask size)	- EUR (-)
Open	27.6194 EUR
High	27.6194 EUR
Low	27.6194 EUR
Close (prev. day)	27.3463 EUR
Underlying	WIENERBERGER AG
Underlying price (date)	27.00 (23/06/02)
Settlement price (date)	27.62 (23/06/01)
Open Interest	0

Performance and Risk

	6m	1Y	3Y
Perf (%)	+8.49%	-	-
Perf (abs.)	+2.16	-	-
Beta	-	-	-
Volatility	24.48	31.76	31.76

Futures and Options

Related Futures	-
Related Options	-

5Y










Information about previous performance does not guarantee future performance.
Source: FactSet

Price data

Ø price 5 days Ø volume 5 days (pcs.)	27.5031 EUR (0)
Ø price 30 days Ø volume 30 days (pcs.)	27.8391 EUR (0)
Ø price 100 days Ø volume 100 days (pcs.)	27.6854 EUR (0)
Ø price 250 days Ø volume 250 days (pcs.)	- EUR (0)
YTD High date	30.3139 EUR (2023/03/03)
YTD Low date	22.9034 EUR (2023/01/02)
52 Weeks High date	30.3139 EUR (2023/03/03)
52 Weeks Low date	19.4088 EUR (2022/07/06)

Recent Research

on sector		on market	
Date		Headline	Download
2023/06/01		Global Equity Ratings	
2023/05/24		Global Equity Ratings	
2023/05/03		Global Equity Ratings	
2023/04/25		Global Equity Ratings	
2023/03/28		Global Equity Ratings	