

CECE EXTENDED EUR INDEX FUTURE (FCEE) - EUX/202506

2024/09/17 18:35:33

Price
1,936.00 EURDifference  1.26% (24.00)

General attributes

Symbol	FCEEM25
Exchange	Eurex
Currency	EUR
Security type	Future
Underlying	AUSTRIA CECE OVERALL(EUR)
Maturity	06-2025
Contract size	1

Market data

Bid (Bid size)	- EUR (-)
Ask (Ask size)	- EUR (-)
Open	1,936.00 EUR
High	1,936.00 EUR
Low	1,936.00 EUR
Close (prev. day)	1,912.00 EUR
Underlying	AUSTRIA CECE OVERALL(EUR)
Underlying price (date)	1,933.07 (24/09/17)
Settlement price (date)	1,936.00 (24/09/17)
Open Interest	0

Performance and Risk

	6m	1Y	3Y
Perf (%)	+6.40%	+16.49%	-
Perf (abs.)	+116.50	+274.00	-
Beta	-	-	-
Volatility	18.32	17.60	-

Futures and Options

Related Futures	-
Related Options	-

5Y












Information about previous performance does not guarantee future performance.
Source: FactSet

Price data

Ø price 5 days Ø volume 5 days (pcs.)	1,911.80 EUR (0)
Ø price 30 days Ø volume 30 days (pcs.)	1,939.87 EUR (0)
Ø price 100 days Ø volume 100 days (pcs.)	1,966.65 EUR (0)
Ø price 250 days Ø volume 250 days (pcs.)	1,877.40 EUR (0)
YTD High date	2,063.50 EUR (2024/07/15)
YTD Low date	1,749.00 EUR (2024/01/17)
52 Weeks High date	2,063.50 EUR (2024/07/15)
52 Weeks Low date	1,584.50 EUR (2023/10/05)

Recent Research

on market		
Date	Headline	Download
2024/09/17	 Studie: Zaměstnanost v evropském zemědělství klesá, velkým problémem je zvyšující se věk pracovníků	
2024/09/17	 Akciové trhy - denní zpráva	
2024/09/17	 Ranní restart: Kapacita, VŠ, giga lis a trollení	
2024/09/17	 GEVORKYAN Podniková analýza	
2024/09/16	 Měsíčník EU aktualit, číslo 251, září 2024	