

EURO/JPY FUTURES (WITH HUF SETTLEMENT) (EUR-JPY) - BUD/20240619

2024/04/30 18:50:52

5Y

Price
167.72 JPY


Difference  0.00% (0.00)

General attributes	
Symbol	EUR-JPY0624
Exchange	Budapest Stock Exchange
Currency	JPY
Security type	Future
Underlying	EURO / JAPANESE YEN (EUR/JPY)
Maturity	06-2024
Contract size	1,000

Market data	
Bid (Bid size)	- JPY (-)
Ask (Ask size)	- JPY (-)
Open	167.72 JPY
High	167.72 JPY
Low	167.72 JPY
Close (prev. day)	167.72 JPY
Underlying	EURO / JAPANESE YEN (EUR/JPY)
Underlying price (date)	167.87 (24/05/10)
Settlement price (date)	- (-)
Open Interest	250

Performance and Risk			
	6m	1Y	3Y
Perf (%)	-	-	-
Perf (abs.)	-	-	-
Beta	-	-	-
Volatility	-	-	-










Futures and Options	
Related Futures	-
Related Options	-



Information about previous performance does not guarantee future performance.
Source: FactSet

Price data	
Ø price 5 days Ø volume 5 days (pcs.)	- JPY (-)
Ø price 30 days Ø volume 30 days (pcs.)	- JPY (-)
Ø price 100 days Ø volume 100 days (pcs.)	- JPY (-)
Ø price 250 days Ø volume 250 days (pcs.)	- JPY (-)
YTD High date	- JPY (-)
YTD Low date	- JPY (-)
52 Weeks High date	- JPY (-)
52 Weeks Low date	- JPY (-)

Recent Research

on market			
Date		Headline	Download
2024/05/10		EU News Monthly May 2024	
2024/05/10		CZ Ranní restart	
2024/05/09		Nečekaně silný růst maloobchodních tržeb	
2024/05/09		Ranní restart	
2024/05/07		Inflace ve druhé polovině roku zesílí	