

# AMPHASTAR PHARMACEUTICALS INC.

ISIN: **US03209R1032** WKN: **03209R103**

## Overview

2024/09/13 19:30:31

**Price**  
43.15 EUR

**Difference**  3.93% (1.63)

### General attributes

ISIN	US03209R1032
Symbol	AMPH
Exchange	Duesseldorf
Currency	EUR
Sector	Chemical / Pharmaceutical / Health
Security type	Stock
Market cap (m)	2,113 EUR
Benchmark	S&P 500

### Market data

Bid (Bid size)	-
Ask (Ask size)	-
Open	41.40 EUR
High	43.15 EUR
Low	41.40 EUR
Close (prev. day)	41.52 EUR
VWAP	-
Volume (pcs)	0
Trading volume	0.00
Number of trades	7
Last size	0

### Futures and Options








Related Futures	-
Related Options	-

5Y



Information about previous performance does not guarantee future performance.  
Source: FactSet

### Recent research

on sector		on market	
Date		Headline	Download
2024/09/11		Global Equity Ratings	
2024/09/05		Global Equity Ratings	
2024/08/12		Global Equity Ratings	
2024/07/24		Global Equity Ratings	
2024/07/12		Global Equity Ratings	

## Details

2024/09/13 19:30:31

**Price**

43.15 EUR

**Difference** ▲ 3.93% (1.63)

**General attributes**

ISIN	US03209R1032
Symbol	AMPH
Exchange	Duesseldorf
Currency	EUR
Sector	Chemical / Pharmaceutical / Health
Security type	Stock
Market cap (m)	2,113 EUR
Benchmark	S&P 500

**Market data**

Bid (Bid size)	-
Ask (Ask size)	-
Open	41.40 EUR
High	43.15 EUR
Low	41.40 EUR
Close (prev. day)	41.52 EUR
VWAP	-
Volume (pcs)	0
Trading volume	0.00
Number of trades	7
Last size	0

**Performance and Risk**

	6m	1Y	3Y
Perf (%)	+8.96%	-0.58%	-
Perf (abs.)	+3.55	-0.25	-
Beta	-	-	-
Volatility	34.06	40.36	-

5Y



Information about previous performance does not guarantee future performance.  
Source: FactSet

**Price data**

Ø price 5 days   Ø volume 5 days (pcs.)	41.08 EUR (0)
Ø price 30 days   Ø volume 30 days (pcs.)	41.01 EUR (0)
Ø price 100 days   Ø volume 100 days (pcs.)	38.74 EUR (0)
Ø price 250 days   Ø volume 250 days (pcs.)	43.25 EUR (0)
YTD High   date	58.00 EUR (2024/01/04)
YTD Low   date	33.71 EUR (2024/07/10)
52 Weeks High   date	58.00 EUR (2024/01/04)
52 Weeks Low   date	33.71 EUR (2024/07/10)

**Arbitrage views**

Exchange	Date	Time	Price	Trading volume (mio.)	Number of trades
Tradegate	2024/09/13	22:26	43.42 EUR	0.00	1
Stuttgart	2024/09/13	20:07	43.02 EUR	0.00	6
Nasdaq	2024/09/13	22:00	48.09 USD	30.97	9,924
Munich	2024/09/13	08:03	41.44 EUR	0.00	2
Frankfurt	2024/09/13	08:20	41.46 EUR	0.00	2
Duesseldorf	2024/09/13	19:30	43.15 EUR	0.00	7
Berlin	2024/09/13	08:13	41.45 EUR	0.00	3

## Company profile

### Company Logo



### Company Profile

-

### Contact Details

AMPHASTAR PHARMACEUTICALS

--

----

Telefon: -

Fax: -

E-mail: -