

## BLE KEDROS R.E.I.C EUR1.00

ISIN: GRS524003001 WKN: -

## Overview

2024/05/02 16:10:00

Price  
3.36 EURDifference  -0.59% (-0.02)

## General attributes

ISIN	GRS524003001
Symbol	BLEKEDROS
Exchange	Athens Stock Exchange
Currency	EUR
Sector	-
Security type	Stock
Market cap (m)	145 EUR
Benchmark	GREECE

## Market data

Bid (Bid size)	3.36 EUR (100)
Ask (Ask size)	- EUR (1,000)
Open	3.38 EUR
High	3.38 EUR
Low	3.33 EUR
Close (prev. day)	3.38 EUR
VWAP	3.367506 EUR
Volume (pcs)	6,821
Trading volume	22,969.76
Number of trades	25
Last size	-

## Futures and Options




Related Futures	-
Related Options	-

5Y



Information about previous performance does not guarantee future performance.  
Source: FactSet

## Recent research

on market			
Date		Headline	Download
2024/04/26		Global Equity Ratings	
2024/03/26		Global Strategy 2Q 2024	
2024/03/13		Global Equity Ratings	
2024/02/22		Global Equity Ratings	
2024/02/14		Global Equity Ratings	

## Details

2024/05/02 16:10:00

## Price

3.36 EUR

Difference  -0.59% (-0.02)

## General attributes

ISIN	GRS524003001
Symbol	BLEKEDROS
Exchange	Athens Stock Exchange
Currency	EUR
Sector	-
Security type	Stock
Market cap (m)	145 EUR
Benchmark	GREECE

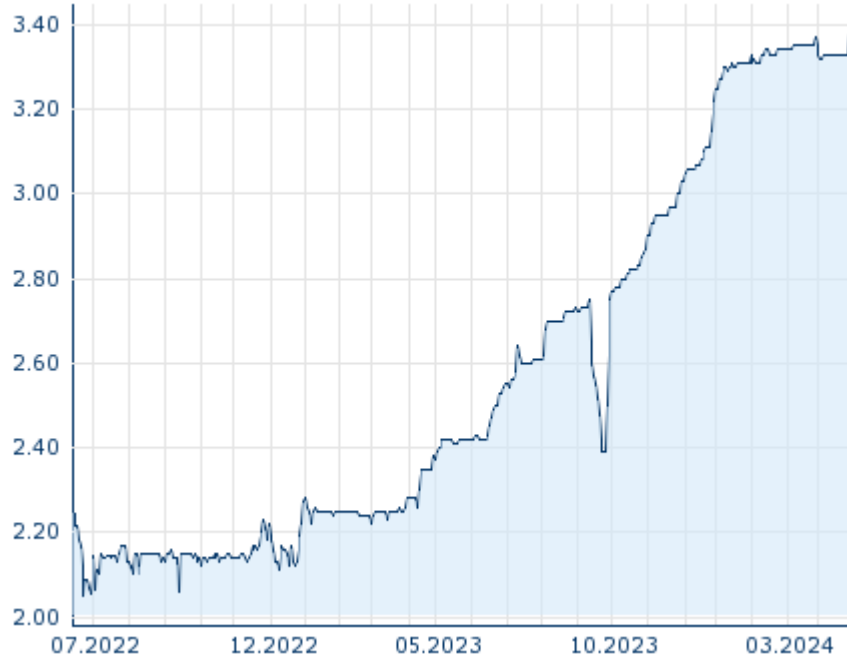
## Market data

Bid (Bid size)	3.36 EUR (100)
Ask (Ask size)	- EUR (1,000)
Open	3.38 EUR
High	3.38 EUR
Low	3.33 EUR
Close (prev. day)	3.38 EUR
VWAP	3.367506 EUR
Volume (pcs)	6,821
Trading volume	22,969.76
Number of trades	25
Last size	-

## Performance and Risk

	6m	1Y	3Y
Perf (%)	+15.86%	+41.77%	-
Perf (abs.)	+0.46	+0.99	-
Beta	0.04	0.06	0.02
Volatility	5.53	11.65	-

5Y



Information about previous performance does not guarantee future performance.  
Source: FactSet

## Price data

Ø price 5 days   Ø volume 5 days (pcs.)	3.35 EUR (5,295)
Ø price 30 days   Ø volume 30 days (pcs.)	3.34 EUR (5,185)
Ø price 100 days   Ø volume 100 days (pcs.)	3.29 EUR (4,468)
Ø price 250 days   Ø volume 250 days (pcs.)	2.91 EUR (10,221)
YTD High   date	3.38 EUR (2024/04/30)
YTD Low   date	3.20 EUR (2024/01/02)
52 Weeks High   date	3.38 EUR (2024/04/30)
52 Weeks Low   date	2.25 EUR (2023/09/22)

## All listings for BLE KEDROS R.E.I.C EUR1.00

Exchange 	Date	Time	Price	Trading volume (mio.)	Number of trades
Frankfurt	2024/05/03	15:29	3.32 EUR	0.00	4
Athens Stock Exchange	2024/05/02	16:10	3.36 EUR	0.02	25

## Company profile

### Company Logo

#### Contact Details

BLE KEDROS REAL ESTATE  
INVESTMENT COMPANY

--

----

Telefon: -

Fax: -

E-mail: -

### Company Profile

-