

M3 INC NPV

ISIN: JP3435750009

WKN: 2413

Overview

2024/07/29 08:01:02

Price
8.55 EURDifference  -3.39% (-0.30)

General attributes

ISIN	JP3435750009
Symbol	2413
Exchange	Hanover
Currency	EUR
Sector	-
Security type	Stock
Market cap (m)	5,788 EUR
Benchmark	NIKKEI 225

Market data

Bid (Bid size)	-
Ask (Ask size)	-
Open	8.55 EUR
High	8.55 EUR
Low	8.55 EUR
Close (prev. day)	8.85 EUR
VWAP	-
Volume (pcs)	0
Trading volume	0.00
Number of trades	3
Last size	0

Futures and Options

Related Futures	-
Related Options	-











5Y



Information about previous performance does not guarantee future performance.
Source: FactSet

Recent research

on market

Date	Headline	Download
2024/02/22	 Global Equity Ratings	
2023/10/27	 Global Equity Ratings	
2023/09/29	 Global Equity Ratings	
2023/09/08	 Global Equity Ratings	
2023/08/22	 Global Equity Ratings	

Details

2024/07/29 08:01:02

Price

8.55 EUR

Difference ▼ -3.39% (-0.30)

General attributes

ISIN	JP3435750009
Symbol	2413
Exchange	Hanover
Currency	EUR
Sector	-
Security type	Stock
Market cap (m)	5,788 EUR
Benchmark	NIKKEI 225

Market data

Bid (Bid size)	-
Ask (Ask size)	-
Open	8.55 EUR
High	8.55 EUR
Low	8.55 EUR
Close (prev. day)	8.85 EUR
VWAP	-
Volume (pcs)	0
Trading volume	0.00
Number of trades	3
Last size	0

Performance and Risk

	6m	1Y	3Y
Perf (%)	-40.63%	-57.67%	-
Perf (abs.)	-5.85	-11.65	-
Beta	0.62	0.95	1.22
Volatility	41.71	41.50	-

5Y



Information about previous performance does not guarantee future performance.
Source: FactSet

Price data

Ø price 5 days Ø volume 5 days (pcs.)	8.76 EUR (0)
Ø price 30 days Ø volume 30 days (pcs.)	8.80 EUR (0)
Ø price 100 days Ø volume 100 days (pcs.)	10.20 EUR (0)
Ø price 250 days Ø volume 250 days (pcs.)	13.22 EUR (3)
YTD High date	15.50 EUR (2024/01/10)
YTD Low date	8.55 EUR (2024/07/02)
52 Weeks High date	20.60 EUR (2023/07/31)
52 Weeks Low date	8.55 EUR (2024/07/02)

All listings for M3 INC NPV

Exchange	Date	Time	Price	Trading volume (mio.)	Number of trades
Tradegate	2024/07/29	22:26	8.50 EUR	0.00	2
Tokyo Stock Exchange	2024/07/29	08:00	1,426.00 JPY	204.78	20,682
Stuttgart	2024/07/29	08:06	8.55 EUR	0.00	3
Munich	2024/07/29	08:11	8.70 EUR	0.00	2
Hanover	2024/07/29	08:01	8.55 EUR	0.00	3

	29					
Frankfurt	2024/07/29	17:15	8.20 EUR	0.00		4
FINRA other OTC Issues	2024/07/26	16:05	10.05 USD	0.00		1
Duesseldorf	2024/07/29	19:30	8.15 EUR	0.00		5
Berlin	2024/07/29	17:00	8.20 EUR	0.00		5

Company profile

Company Logo

Contact Details

SO-NET M3 INC

--

Telefon: -

Fax: -

E-mail: -

Company Profile

-