

## ONWARD MEDICAL NV EUR0.12

ISIN: NL0015000HT4 WKN: -

## Overview

2024/07/11 17:52:11

5Y

Price

5.84 USD

Difference  9.57% (0.51)

## General attributes

ISIN	NL0015000HT4
Symbol	ONWD
Exchange	FINRA other OTC Issues
Currency	USD
Sector	-
Security type	Stock
Market cap (m)	174 EUR
Benchmark	AMSTERDAM EXCHANGES INDEX

## Market data

Bid (Bid size)	-
Ask (Ask size)	-
Open	5.84 USD
High	5.84 USD
Low	5.84 USD
Close (prev. day)	5.33 USD
VWAP	5.84 USD
Volume (pcs)	600
Trading volume	3,504.00
Number of trades	1
Last size	600

## Futures and Options











Related Futures	-
Related Options	-



Information about previous performance does not guarantee future performance.  
Source: FactSet

## Recent research

on market

Date	Headline	Download
2024/07/03	 Global Strategy 3Q 2024	
2024/06/21	 Global Equity Ratings	
2024/06/14	 Global Equity Ratings	
2024/04/26	 Global Equity Ratings	
2024/03/26	 Global Strategy 2Q 2024	

## Details

2024/07/11 17:52:11

## Price

5.84 USD

Difference ▲ 9.57% (0.51)

## General attributes

ISIN	NL0015000HT4
Symbol	ONWD
Exchange	FINRA other OTC Issues
Currency	USD
Sector	-
Security type	Stock
Market cap (m)	174 EUR
Benchmark	AMSTERDAM EXCHANGES INDEX

## Market data

Bid (Bid size)	-
Ask (Ask size)	-
Open	5.84 USD
High	5.84 USD
Low	5.84 USD
Close (prev. day)	5.33 USD
VWAP	5.84 USD
Volume (pcs)	600
Trading volume	3,504.00
Number of trades	1
Last size	600

## Performance and Risk

	6m	1Y	3Y
Perf (%)	-	-8.03%	-
Perf (abs.)	-	-0.51	-
Beta	0.92	0.85	0.57
Volatility	145.56	-	-

5Y



Information about previous performance does not guarantee future performance.  
Source: FactSet

## Price data

Ø price 5 days   Ø volume 5 days (pcs.)	- USD (-)
Ø price 30 days   Ø volume 30 days (pcs.)	5.52 USD (741)
Ø price 100 days   Ø volume 100 days (pcs.)	5.64 USD (572)
Ø price 250 days   Ø volume 250 days (pcs.)	5.56 USD (291)
YTD High   date	7.13 USD (2024/02/12)
YTD Low   date	4.81 USD (2024/02/28)
52 Weeks High   date	- USD (-)
52 Weeks Low   date	- USD (-)

## All listings for ONWARD MEDICAL NV EUR0.12

Exchange <span>📍</span>	Date	Time	Price	Trading volume (mio.)	Number of trades
Stuttgart	2024/07/18	15:36	5.04 EUR	0.00	7
Munich	2024/07/18	08:11	5.12 EUR	0.00	2
Frankfurt	2024/07/18	15:29	4.88 EUR	0.00	4
FINRA other OTC Issues	2024/07/11	17:52	5.84 USD	0.00	1
Euronext Brussels	2024/07/18	17:35	5.02 EUR	0.12	65

	18						
Duesseldorf	2024/07/ 18	08:12	4.91 EUR	0.00		1	
Berlin	2024/07/ 18	18:42	5.02 EUR	0.00		14	

## Company profile

### Company Logo

#### Contact Details

ONWARD MEDICAL B.V.

--

----

Telefon: -

Fax: -

E-mail: -

### Company Profile

-