

A SPAC II ACQUISITION CORP COM NPV CL A

ISIN: VGG0543H1091 WKN: G0543H109

Overview

2024/04/30 22:30:00

Price
11.091 USDDifference  -0.44% (-0.05)

General attributes

ISIN	VGG0543H1091
Symbol	ASCB
Exchange	Nasdaq
Currency	USD
Sector	Financial
Security type	Stock
Market cap (m)	74 EUR
Benchmark	MSCI WORLD INDEX (STRD, UHD)

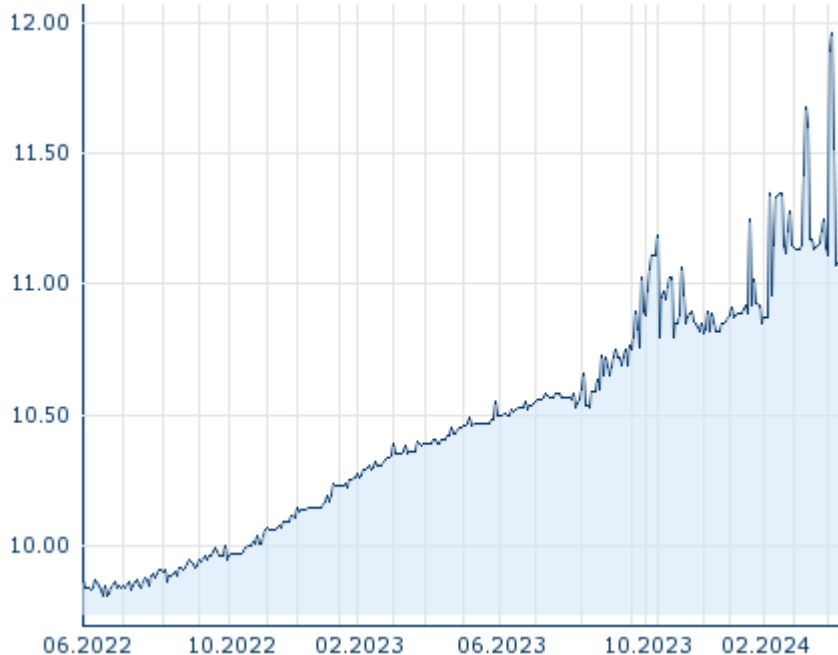
Market data

Bid (Bid size)	10.75 USD (900)
Ask (Ask size)	17.74 USD (200)
Open	11.091 USD
High	11.091 USD
Low	11.091 USD
Close (prev. day)	11.14 USD
VWAP	11.091 USD
Volume (pcs)	108
Trading volume	1,197.83
Number of trades	3
Last size	-

Futures and Options










Related Futures	-
Related Options	-

5Y



Information about previous performance does not guarantee future performance.
Source: FactSet

Recent research

on sector			
Date		Headline	Download
2024/05/07		Akciové trhy - denní zpráva	
2024/05/06		Akciové trhy - denní zpráva	
2024/05/03		Akciové trhy - denní zpráva	
2024/05/02		Akciové trhy - denní zpráva	
2024/04/30		Akciové trhy - denní zpráva	

Details

2024/04/30 22:30:00

Price
11.091 USD

Difference ▼ -0.44% (-0.05)

General attributes

ISIN VGG0543H1091
Symbol ASCB
Exchange Nasdaq
Currency USD
Sector Financial
Security type Stock
Market cap (m) 74 EUR
Benchmark MSCI WORLD INDEX (STRD, UHD)

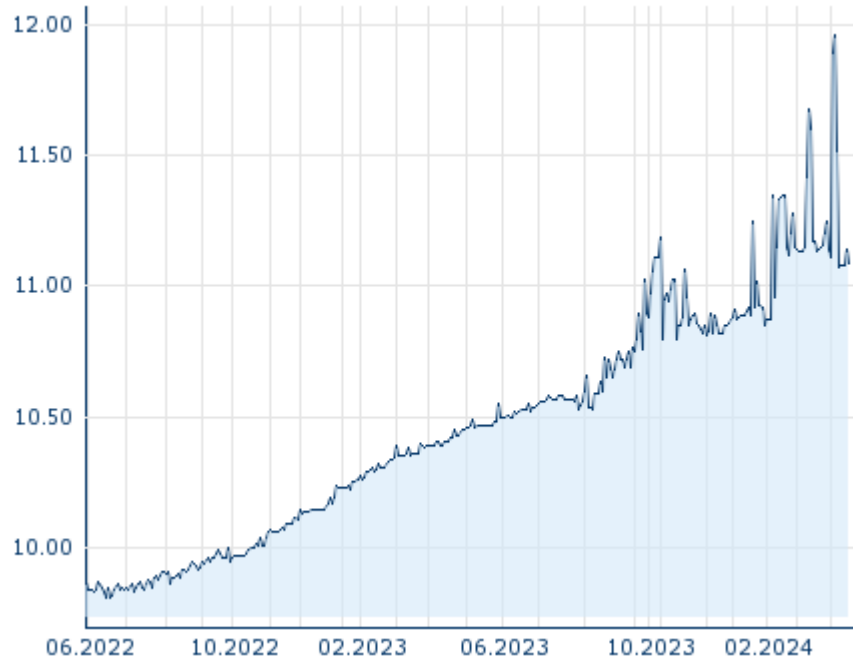
Market data

Bid (Bid size) 10.75 USD (900)
Ask (Ask size) 17.74 USD (200)
Open 11.091 USD
High 11.091 USD
Low 11.091 USD
Close (prev. day) 11.14 USD
VWAP 11.091 USD
Volume (pcs) 108
Trading volume 1,197.83
Number of trades 3
Last size -

Performance and Risk

	6m	1Y	3Y
Perf (%)	-	-	-
Perf (abs.)	-	-	-
Beta	-0.27	-0.13	-0.03
Volatility	17.23	13.58	-

5Y



Information about previous performance does not guarantee future performance.
Source: FactSet

Price data

Ø price 5 days | Ø volume 5 days (pcs.) - USD (60)
Ø price 30 days | Ø volume 30 days (pcs.) 11.258 USD (26,144)
Ø price 100 days | Ø volume 100 days (pcs.) 11.099 USD (13,953)
Ø price 250 days | Ø volume 250 days (pcs.) 10.836 USD (48,046)
YTD High | date 11.960 USD (2024/04/05)
YTD Low | date 10.850 USD (2024/01/30)
52 Weeks High | date 12.020 USD (2023/11/02)
52 Weeks Low | date 10.460 USD (2023/05/09)

Arbitrage views

Exchange	Date	Time	Price	Trading volume (mio.)	Number of trades
Nasdaq	2024/04/30	22:30	11.091 USD	0.00	3

Company profile

Company Logo

**A SPAC II
Acquisition Corp.**

Company Profile

-

Contact Details

A SPAC II ACQUISITION

--

Telefon: -

Fax: -

E-mail: -