

BNP PARIBAS SA STOCK TRACKING FUTURE (1BNP) - EUX/202306

2023/02/03 19:29:00

Price
62.3435 EURDifference  0.18% (0.11)

General attributes

Symbol	1BNPM23
Exchange	Eurex
Currency	EUR
Security type	Future
Underlying	BNP PARIBAS S.A.
Maturity	06-2023
Contract size	100

Market data

Bid (Bid size)	- EUR (-)
Ask (Ask size)	- EUR (-)
Open	62.3435 EUR
High	62.3435 EUR
Low	62.3435 EUR
Close (prev. day)	62.2289 EUR
Underlying	BNP PARIBAS S.A.
Underlying price (date)	60.58 (23/02/06)
Settlement price (date)	62.34 (23/02/03)
Open Interest	0

Performance and Risk

	6m	1Y	3Y
Perf (%)	+30.81%	-	-
Perf (abs.)	+14.68	-	-
Beta	-	-	-
Volatility	23.95	26.90	26.90

Futures and Options

Related Futures	-
Related Options	-












Information about previous performance does not guarantee future performance.
Source: FactSet

Price data

Ø price 5 days Ø volume 5 days (pcs.)	62.9435 EUR (0)
Ø price 30 days Ø volume 30 days (pcs.)	59.5140 EUR (0)
Ø price 100 days Ø volume 100 days (pcs.)	52.7767 EUR (0)
Ø price 250 days Ø volume 250 days (pcs.)	- EUR (0)
YTD High date	63.8385 EUR (2023/02/01)
YTD Low date	55.5915 EUR (2023/01/02)
52 Weeks High date	63.8385 EUR (2023/02/01)
52 Weeks Low date	41.4131 EUR (2022/07/14)

Recent Research

on underlying	on sector	on market		
Date			Headline	Download
2023/01/30			Global Equity Ratings	
2023/01/09			Global Equity Ratings	
2022/12/19			Global Equity Ratings	
2022/11/28			Global Equity Ratings	
2022/11/18			Global Equity Ratings	