

ADIDAS AG (1ADS) - EUX/20230616

2022/12/08 18:44:01

Price
119.0743 EURDifference  -0.03% (-0.03)

General attributes

Symbol	1ADSM23
Exchange	Eurex
Currency	EUR
Security type	Future
Underlying	ADIDAS AG
Maturity	06-2023
Contract size	100

Market data

Bid (Bid size)	- EUR (-)
Ask (Ask size)	- EUR (-)
Open	119.0743 EUR
High	119.0743 EUR
Low	119.0743 EUR
Close (prev. day)	119.1045 EUR
Underlying	ADIDAS AG
Underlying price (date)	117.54 (22/12/08)
Settlement price (date)	119.07 (22/12/08)
Open Interest	0

Performance and Risk

	6m	1Y	3Y
Perf (%)	-36.36%	-	-
Perf (abs.)	-68.05	-	-
Beta	-	-	-
Volatility	48.53	47.14	47.14

Futures and Options

Related Futures	-
Related Options	-











Information about previous performance does not guarantee future performance.
Source: FactSet

Price data

Ø price 5 days Ø volume 5 days (pcs.)	123.1858 EUR (0)
Ø price 30 days Ø volume 30 days (pcs.)	120.6993 EUR (0)
Ø price 100 days Ø volume 100 days (pcs.)	138.0870 EUR (0)
Ø price 250 days Ø volume 250 days (pcs.)	- EUR (0)
YTD High date	189.5149 EUR (2022/06/06)
YTD Low date	95.3769 EUR (2022/11/03)
52 Weeks High date	189.5149 EUR (2022/06/06)
52 Weeks Low date	95.3769 EUR (2022/11/03)

Recent Research

on underlying	on sector	on market	
Date		Headline	Download
2022/11/28		Global Equity Ratings	
2022/11/18		Global Equity Ratings	
2022/10/31		Global Equity Ratings	
2022/10/05		Global Equity Ratings	
2022/09/26		Global Equity Ratings	