

KERING S.A. FUTURE (PPXH) - EUX/202306

2023/06/08 18:39:28

Price
502.8603 EURDifference  -0.46% (-2.34)

General attributes

Symbol	PPXHM23
Exchange	Eurex
Currency	EUR
Security type	Future
Underlying	KERING S.A.
Maturity	06-2023
Contract size	100

Market data

Bid (Bid size)	- EUR (-)
Ask (Ask size)	- EUR (-)
Open	502.8603 EUR
High	502.8603 EUR
Low	502.8603 EUR
Close (prev. day)	505.2038 EUR
Underlying	KERING S.A.
Underlying price (date)	502.50 (23/06/08)
Settlement price (date)	502.86 (23/06/08)
Open Interest	530

Performance and Risk

	6m	1Y	3Y
Perf (%)	-2.55%	-2.48%	-
Perf (abs.)	-13.22	-12.85	-
Beta	-	-	-
Volatility	29.80	30.21	30.39

Futures and Options

Related Futures	-
Related Options	-











5Y

Information about previous performance does not guarantee future performance.
Source: FactSet

Price data

Ø price 5 days Ø volume 5 days (pcs.)	502.8288 EUR (0)
Ø price 30 days Ø volume 30 days (pcs.)	537.0378 EUR (13)
Ø price 100 days Ø volume 100 days (pcs.)	556.7190 EUR (5)
Ø price 250 days Ø volume 250 days (pcs.)	525.2331 EUR (2)
YTD High date	596.4501 EUR (2023/02/03)
YTD Low date	477.9997 EUR (2023/01/02)
52 Weeks High date	596.4501 EUR (2023/02/03)
52 Weeks Low date	439.9157 EUR (2022/10/10)

Recent Research

on underlying	on sector	on market	
Date		Headline	Download
2023/06/06		Global Equity Ratings	
2023/06/01		Global Equity Ratings	
2023/05/24		Global Equity Ratings	
2023/05/03		Global Equity Ratings	
2023/04/25		Global Equity Ratings	