

# ABBVIE INC. FUTURE (ABVF) - EUX/202306

2023/06/06 18:36:35

Price  
**135.9919** USD

Difference  **-1.18% (-1.62)**

### General attributes

Symbol	ABVFM23
Exchange	Eurex
Currency	USD
Security type	Future
Underlying	ABBVIE INC.
Maturity	06-2023
Contract size	100

### Market data

Bid (Bid size)	- USD (-)
Ask (Ask size)	- USD (-)
Open	135.9919 USD
High	135.9919 USD
Low	135.9919 USD
Close (prev. day)	137.6098 USD
Underlying	ABBVIE INC.
Underlying price (date)	135.43 (23/06/06)
Settlement price (date)	135.99 (23/06/06)
Open Interest	0

### Performance and Risk

	6m	1Y	3Y
Perf (%)	-17.04%	-6.22%	-
Perf (abs.)	-27.93	-9.01	-
Beta	-	-	-
Volatility	21.42	23.68	23.56

### Futures and Options

Related Futures	-
Related Options	-












Information about previous performance does not guarantee future performance.  
Source: FactSet

### Price data

Ø price 5 days   Ø volume 5 days (pcs.)	136.1248 USD (0)
Ø price 30 days   Ø volume 30 days (pcs.)	145.2923 USD (0)
Ø price 100 days   Ø volume 100 days (pcs.)	151.7805 USD (0)
Ø price 250 days   Ø volume 250 days (pcs.)	150.3543 USD (0)
YTD High   date	168.6142 USD (2023/01/06)
YTD Low   date	134.3951 USD (2023/06/01)
52 Weeks High   date	168.6142 USD (2023/01/06)
52 Weeks Low   date	134.3951 USD (2023/06/01)

### Recent Research

on underlying	on sector	on market	
Date		Headline	Download
2023/06/06		Global Equity Ratings	
2023/06/01		Global Equity Ratings	
2023/05/24		Global Equity Ratings	
2023/05/03		Global Equity Ratings	
2023/04/25		Global Equity Ratings	