

ROYAL BANK OF CANADA FUTURE (RYFF) - EUX/202306

2023/06/02 18:31:36

Price
91.6447 USD

Difference  0.53% (0.48)

General attributes

Symbol	RYFFM23
Exchange	Eurex
Currency	USD
Security type	Future
Underlying	ROYAL BANK OF CANADA
Maturity	06-2023
Contract size	100

Market data

Bid (Bid size)	- USD (-)
Ask (Ask size)	- USD (-)
Open	91.6447 USD
High	91.6447 USD
Low	91.6447 USD
Close (prev. day)	91.1611 USD
Underlying	ROYAL BANK OF CANADA
Underlying price (date)	124.06 (23/06/02)
Settlement price (date)	91.64 (23/06/02)
Open Interest	0

Performance and Risk

	6m	1Y	3Y
Perf (%)	-9.20%	-12.48%	-
Perf (abs.)	-9.29	-13.06	-
Beta	-	-	-
Volatility	19.75	22.27	22.18

Futures and Options

Related Futures	-
Related Options	-












5Y

Information about previous performance does not guarantee future performance.
Source: FactSet

Price data

Ø price 5 days Ø volume 5 days (pcs.)	90.7529 USD (0)
Ø price 30 days Ø volume 30 days (pcs.)	95.2304 USD (0)
Ø price 100 days Ø volume 100 days (pcs.)	98.3115 USD (0)
Ø price 250 days Ø volume 250 days (pcs.)	96.6525 USD (0)
YTD High date	105.0545 USD (2023/02/10)
YTD Low date	88.5061 USD (2023/05/25)
52 Weeks High date	105.4298 USD (2022/06/07)
52 Weeks Low date	85.8478 USD (2022/10/12)

Recent Research

on underlying		on sector	
Date		Headline	Download
2023/06/01		Global Equity Ratings	
2023/05/24		Global Equity Ratings	
2023/05/03		Global Equity Ratings	
2023/04/25		Global Equity Ratings	
2023/03/28		Global Equity Ratings	