

## CHINA SXT PHARMACEUTICALS INC.

ISIN: VGG2161P1403 WKN: G2161P140

## Overview

2024/06/14 20:30:25

Price

1.016 EUR

Difference  0.59% (0.01)

## General attributes

ISIN VGG2161P1403

Symbol SXTC

Exchange Berlin

Currency EUR

Sector Chemical / Pharmaceutical / Health

Security type Stock

Market cap (m) 1 EUR

Benchmark MSCI WORLD INDEX (STRD, UHD)

## Market data

Bid (Bid size) -

Ask (Ask size) -

Open 1.016 EUR

High 1.054 EUR

Low 1.004 EUR

Close (prev. day) 1.01 EUR

VWAP -

Volume (pcs) 0

Trading volume 0.00

Number of trades 19

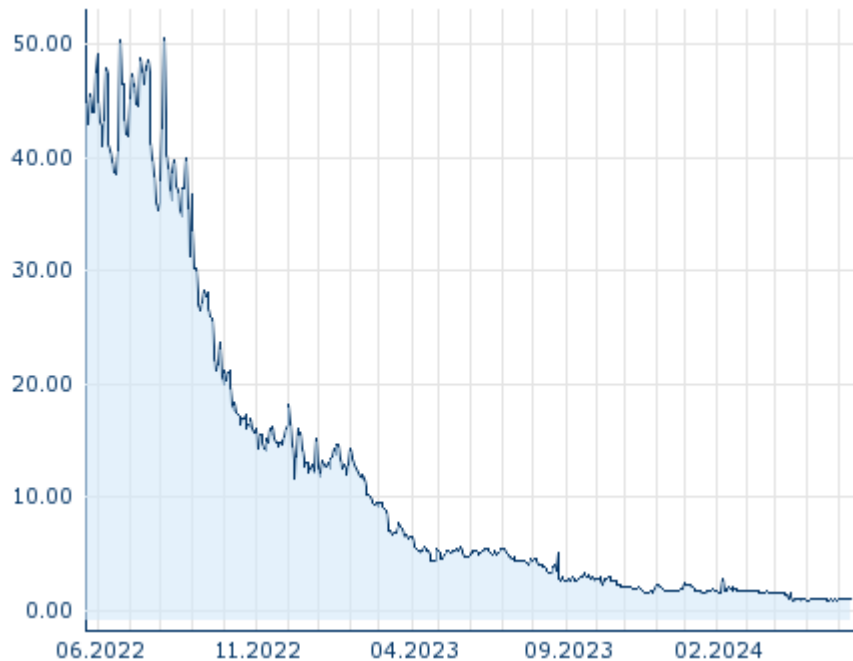
Last size 0

## Futures and Options

Related Futures -

Related Options -

5Y













Information about previous performance does not guarantee future performance.

Source: FactSet

## Recent research

on sector

Date		Headline	Download
2024/06/14		Global Equity Ratings	
2024/05/29		Global Equity Ratings	
2024/04/26		Global Equity Ratings	
2024/04/03		Global Equity Ratings	
2024/03/13		Global Equity Ratings	

## Details

2024/06/14 20:30:25

## Price

1.016 EUR

Difference ▲ 0.59% (0.01)

## General attributes

ISIN	VGG2161P1403
Symbol	SXTC
Exchange	Berlin
Currency	EUR
Sector	Chemical / Pharmaceutical / Health
Security type	Stock
Market cap (m)	1 EUR
Benchmark	MSCI WORLD INDEX (STRD, UHD)

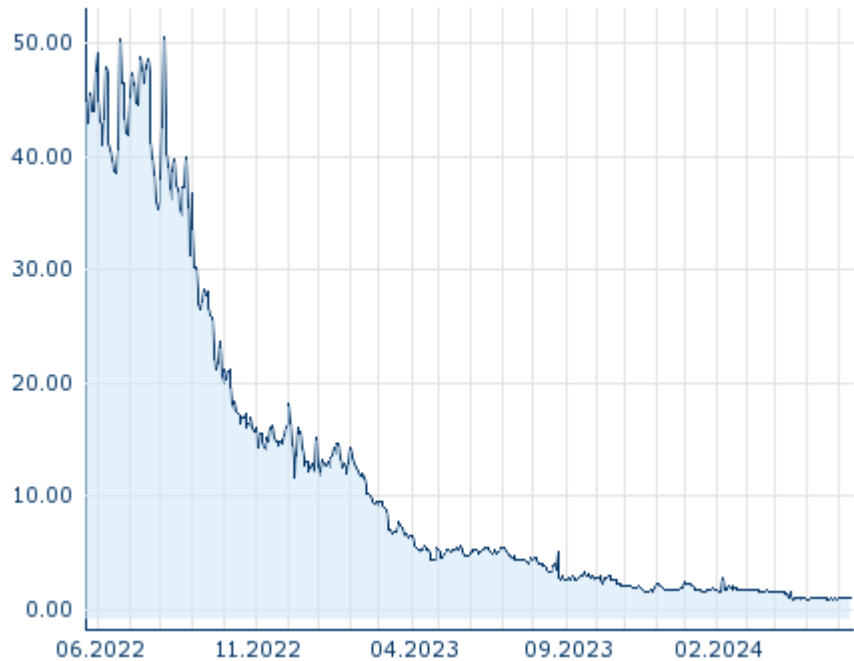
## Market data

Bid (Bid size)	-
Ask (Ask size)	-
Open	1.016 EUR
High	1.054 EUR
Low	1.004 EUR
Close (prev. day)	1.01 EUR
VWAP	-
Volume (pcs)	0
Trading volume	0.00
Number of trades	19
Last size	0

## Performance and Risk

	6m	1Y	3Y
Perf (%)	-43.87%	-80.88%	-
Perf (abs.)	-0.79	-4.30	-
Beta	1.91	1.74	2.30
Volatility	151.17	143.93	-

5Y



Information about previous performance does not guarantee future performance.  
Source: FactSet

## Price data

Ø price 5 days   Ø volume 5 days (pcs.)	1.020 EUR (0)
Ø price 30 days   Ø volume 30 days (pcs.)	1.010 EUR (0)
Ø price 100 days   Ø volume 100 days (pcs.)	1.428 EUR (40)
Ø price 250 days   Ø volume 250 days (pcs.)	2.335 EUR (16)
YTD High   date	2.740 EUR (2024/02/08)
YTD Low   date	0.892 EUR (2024/05/03)
52 Weeks High   date	5.875 EUR (2023/06/16)
52 Weeks Low   date	0.892 EUR (2024/05/03)

## All listings for CHINA SXT PHARMACEUTICALS INC.

Exchange	Date	Time	Price	Trading volume (mio.)	Number of trades
Tradegate	2024/06/14	22:02	1.022 EUR	0.00	1
Stuttgart	2024/06/14	17:49	0.985 EUR	0.00	7
Nasdaq	2024/06/14	22:00	1.10 USD	0.31	894
Munich	2024/06/14	08:04	1.042 EUR	0.00	1
Frankfurt	2024/06/14	08:04	0.967 EUR	0.00	2
Berlin	2024/06/14	20:30	1.016 EUR	0.00	19

## Company profile

### Company Logo



### Company Profile

-

### Contact Details

CHINA SXT PHARMACEUTICALS

--

----

Telefon: -

Fax: -

E-mail: -