

CODEXIS INC.

ISIN: US1920051067

WKN: 192005106

Overview

2024/08/16 08:03:21

Price

2.526 EUR

Difference  -1.79% (-0.05)

General attributes

ISIN	US1920051067
Symbol	CDXS
Exchange	Stuttgart
Currency	EUR
Sector	-
Security type	Stock
Market cap (m)	187 EUR
Benchmark	S&P 500

Market data

Bid (Bid size)	- (0)
Ask (Ask size)	- (0)
Open	2.526 EUR
High	2.526 EUR
Low	2.526 EUR
Close (prev. day)	2.572 EUR
VWAP	-
Volume (pcs)	0
Trading volume	0.00
Number of trades	3
Last size	0

Futures and Options

Related Futures	-
Related Options	-

5Y













Information about previous performance does not guarantee future performance.

Source: FactSet

Recent research

on market

Date	Headline	Download
2024/08/12	 Global Equity Ratings	
2024/07/24	 Global Equity Ratings	
2024/07/12	 Global Equity Ratings	
2024/07/03	 Global Strategy 3Q 2024	
2024/06/21	 Global Equity Ratings	

Details

2024/08/16 08:03:21

Price

2.526 EUR

Difference ▼ -1.79% (-0.05)

General attributes

ISIN	US1920051067
Symbol	CDXS
Exchange	Stuttgart
Currency	EUR
Sector	-
Security type	Stock
Market cap (m)	187 EUR
Benchmark	S&P 500

Market data

Bid (Bid size)	- (0)
Ask (Ask size)	- (0)
Open	2.526 EUR
High	2.526 EUR
Low	2.526 EUR
Close (prev. day)	2.572 EUR
VWAP	-
Volume (pcs)	0
Trading volume	0.00
Number of trades	3
Last size	0

Performance and Risk

	6m	1Y	3Y
Perf (%)	-14.98%	+49.51%	-87.05%
Perf (abs.)	-0.45	+0.84	-16.97
Beta	1.70	2.51	2.03
Volatility	82.62	91.66	85.17

5Y



Information about previous performance does not guarantee future performance.
Source: FactSet

Price data

Ø price 5 days Ø volume 5 days (pcs.)	2.502 EUR (0)
Ø price 30 days Ø volume 30 days (pcs.)	2.959 EUR (0)
Ø price 100 days Ø volume 100 days (pcs.)	2.928 EUR (48)
Ø price 250 days Ø volume 250 days (pcs.)	2.521 EUR (42)
YTD High date	4.224 EUR (2024/03/01)
YTD Low date	2.355 EUR (2024/01/29)
52 Weeks High date	4.224 EUR (2024/03/01)
52 Weeks Low date	1.404 EUR (2023/09/26)

Arbitrage views

Exchange ⊕	Date	Time	Price	Trading volume (mio.)	Number of trades
Tradegate	2024/08/16	22:26	2.644 EUR	0.01	2
Stuttgart	2024/08/16	08:03	2.526 EUR	0.00	3
Nasdaq	2024/08/16	22:00	2.91 USD	0.81	1,942
Munich	2024/08/16	08:00	2.526 EUR	0.00	2
London Stock	2022/08/16	15:30	6.78 USD	0.01	1

Exchange	01					
Frankfurt	2024/08/ 16	21:55	2.58 EUR	0.00		10
Duesseldorf	2024/08/ 16	19:30	2.59 EUR	0.00		5
Berlin	2024/08/ 16	08:07	2.526 EUR	0.00		3

Company profile

Company Logo



Company Profile

-

Contact Details

CODEXIS INC.

--

Telefon: -

Fax: -

E-mail: -