

CA IMMOBILIEN ANLAGEN AG FUTURE (CAIG) - EUX/202412

2024/09/17 18:45:47

Price
26.4375 EURDifference  -2.54% (-0.69)

General attributes

Symbol	CAIGZ24
Exchange	Eurex
Currency	EUR
Security type	Future
Underlying	CA IMMOBILIEN ANLAGEN AG
Maturity	12-2024
Contract size	100

Market data

Bid (Bid size)	- EUR (-)
Ask (Ask size)	- EUR (-)
Open	26.4375 EUR
High	26.4375 EUR
Low	26.4375 EUR
Close (prev. day)	27.127 EUR
Underlying	CA IMMOBILIEN ANLAGEN AG
Underlying price (date)	25.52 (24/09/18)
Settlement price (date)	26.44 (24/09/17)
Open Interest	0

Performance and Risk

	6m	1Y	3Y
Perf (%)	-18.27%	-15.40%	-
Perf (abs.)	-5.91	-4.81	-
Beta	-	-	-
Volatility	24.58	21.95	-

Futures and Options

Related Futures	-
Related Options	-












5Y

Information about previous performance does not guarantee future performance.
Source: FactSet

Price data

Ø price 5 days Ø volume 5 days (pcs.)	27.6019 EUR (0)
Ø price 30 days Ø volume 30 days (pcs.)	30.8113 EUR (0)
Ø price 100 days Ø volume 100 days (pcs.)	30.7272 EUR (0)
Ø price 250 days Ø volume 250 days (pcs.)	31.1811 EUR (0)
YTD High date	33.5134 EUR (2024/08/28)
YTD Low date	26.4375 EUR (2024/09/17)
52 Weeks High date	33.9090 EUR (2023/11/03)
52 Weeks Low date	26.4375 EUR (2024/09/17)

Recent Research

on sector		on market	
Date		Headline	Download
2024/09/11		Global Equity Ratings	
2024/09/05		Global Equity Ratings	
2024/08/12		Global Equity Ratings	
2024/07/24		Global Equity Ratings	
2024/07/12		Global Equity Ratings	