

RIO TINTO (RIOJ) - EUX/20230120

2022/11/28 18:48:07

Price
5,388.5055 GBP

Difference  -0.40% (-21.48)

General attributes

| | |
|---------------|-----------------------|
| Symbol | RIOJF23 |
| Exchange | Eurex |
| Currency | GBP |
| Security type | Future |
| Underlying | RIO TINTO ORD GBP0.10 |
| Maturity | 01-2023 |
| Contract size | 1,000 |

Market data

| | |
|-------------------------|-----------------------|
| Bid (Bid size) | - GBP (-) |
| Ask (Ask size) | - GBP (-) |
| Open | 5,388.5055 GBP |
| High | 5,388.5055 GBP |
| Low | 5,388.5055 GBP |
| Close (prev. day) | 5,409.9869 GBP |
| Underlying | RIO TINTO ORD GBP0.10 |
| Underlying price (date) | 5,363.00 (22/11/28) |
| Settlement price (date) | 5,388.51 (22/11/28) |
| Open Interest | 0 |

Performance and Risk

| | 6m | 1Y | 3Y |
|-------------|---------|-------|-------|
| Perf (%) | -2.28% | - | - |
| Perf (abs.) | -126.19 | - | - |
| Beta | - | - | - |
| Volatility | 32.57 | 32.25 | 32.25 |

Futures and Options

| | |
|-----------------|---|
| Related Futures | - |
| Related Options | - |












Information about previous performance does not guarantee future performance.
Source: FactSet

Price data

| | |
|---------------------------------------------|-----------------------------|
| Ø price 5 days Ø volume 5 days (pcs.) | 5,392.9015 GBP (0) |
| Ø price 30 days Ø volume 30 days (pcs.) | 5,051.5045 GBP (0) |
| Ø price 100 days Ø volume 100 days (pcs.) | 4,890.8618 GBP (0) |
| Ø price 250 days Ø volume 250 days (pcs.) | - GBP (0) |
| YTD High date | 5,944.1005 GBP (2022/06/07) |
| YTD Low date | 4,400.3868 GBP (2022/07/14) |
| 52 Weeks High date | 5,944.1005 GBP (2022/06/07) |
| 52 Weeks Low date | 4,400.3868 GBP (2022/07/14) |

Recent Research

| on underlying | | on sector | |
|---------------|-------------------------------------------------------------------------------------|-----------------------|---------------------------------------------------------------------------------------|
| Date | | Headline | Download |
| 2022/11/28 |  | Global Equity Ratings |  |
| 2022/11/18 |  | Global Equity Ratings |  |
| 2022/10/31 |  | Global Equity Ratings |  |
| 2022/10/05 |  | Global Equity Ratings |  |
| 2022/09/26 |  | Global Equity Ratings |  |