

RIO TINTO (RIOJ) - EUX/20230217

2022/11/28 18:48:07

Price
5,404.8291 GBPDifference  -0.41% (-22.23)

General attributes

Symbol	RIOJG23
Exchange	Eurex
Currency	GBP
Security type	Future
Underlying	RIO TINTO ORD GBP0.10
Maturity	02-2023
Contract size	1,000

Market data

Bid (Bid size)	- GBP (-)
Ask (Ask size)	- GBP (-)
Open	5,404.8291 GBP
High	5,404.8291 GBP
Low	5,404.8291 GBP
Close (prev. day)	5,427.0591 GBP
Underlying	RIO TINTO ORD GBP0.10
Underlying price (date)	5,363.00 (22/11/28)
Settlement price (date)	5,404.83 (22/11/28)
Open Interest	0

Performance and Risk

	6m	1Y	3Y
Perf (%)	-3.52%	-	-
Perf (abs.)	-197.30	-	-
Beta	-	-	-
Volatility	32.65	32.14	32.14

Futures and Options

Related Futures	-
Related Options	-











5Y

Information about previous performance does not guarantee future performance.
Source: FactSet

Price data

Ø price 5 days Ø volume 5 days (pcs.)	5,427.6820 GBP (0)
Ø price 30 days Ø volume 30 days (pcs.)	5,085.1448 GBP (0)
Ø price 100 days Ø volume 100 days (pcs.)	4,913.0852 GBP (0)
Ø price 250 days Ø volume 250 days (pcs.)	- GBP (0)
YTD High date	5,956.1053 GBP (2022/06/07)
YTD Low date	4,409.7895 GBP (2022/07/14)
52 Weeks High date	5,956.1053 GBP (2022/06/07)
52 Weeks Low date	4,409.7895 GBP (2022/07/14)

Recent Research

on underlying		on sector	
Date		Headline	Download
2022/11/28		Global Equity Ratings	
2022/11/18		Global Equity Ratings	
2022/10/31		Global Equity Ratings	
2022/10/05		Global Equity Ratings	
2022/09/26		Global Equity Ratings	