

## KONE (KC4L) - EUX/20230217

2022/12/08 18:42:58

Price  
47.9941 EURDifference  0.44% (0.21)

## General attributes

Symbol	KC4LG23
Exchange	Eurex
Currency	EUR
Security type	Future
Underlying	KONE OYJ
Maturity	02-2023
Contract size	100

## Market data

Bid (Bid size)	- EUR (-)
Ask (Ask size)	- EUR (-)
Open	47.9941 EUR
High	47.9941 EUR
Low	47.9941 EUR
Close (prev. day)	47.7853 EUR
Underlying	KONE OYJ
Underlying price (date)	47.82 (22/12/08)
Settlement price (date)	47.99 (22/12/08)
Open Interest	1,105

## Performance and Risk

	6m	1Y	3Y
Perf (%)	-1.00%	-	-
Perf (abs.)	-0.48	-	-
Beta	-	-	-
Volatility	34.86	33.63	33.63

## Futures and Options

Related Futures	-
Related Options	-









5Y

Information about previous performance does not guarantee future performance.  
Source: FactSet

## Price data

Ø price 5 days   Ø volume 5 days (pcs.)	48.5896 EUR (0)
Ø price 30 days   Ø volume 30 days (pcs.)	46.4701 EUR (0)
Ø price 100 days   Ø volume 100 days (pcs.)	42.5593 EUR (0)
Ø price 250 days   Ø volume 250 days (pcs.)	- EUR (0)
YTD High   date	50.0603 EUR (2022/11/14)
YTD Low   date	38.4213 EUR (2022/09/22)
52 Weeks High   date	50.0603 EUR (2022/11/14)
52 Weeks Low   date	38.4213 EUR (2022/09/22)

## Recent Research

on underlying	on sector	on market	
Date		Headline	Download
2022/11/28		Global Equity Ratings	
2022/11/18		Global Equity Ratings	
2022/10/31		Global Equity Ratings	
2022/10/05		Global Equity Ratings	
2022/09/26		Global Equity Ratings	