

KONE OYJ FUTURE (KC4L) - EUX/202305

2023/02/02 18:48:22

Price
50.7051 EURDifference  3.86% (1.88)

General attributes

Symbol	KC4LK23
Exchange	Eurex
Currency	EUR
Security type	Future
Underlying	KONE OYJ
Maturity	05-2023
Contract size	100

Market data

Bid (Bid size)	- EUR (-)
Ask (Ask size)	- EUR (-)
Open	50.7051 EUR
High	50.7051 EUR
Low	50.7051 EUR
Close (prev. day)	48.8219 EUR
Underlying	KONE OYJ
Underlying price (date)	51.50 (23/02/03)
Settlement price (date)	50.71 (23/02/02)
Open Interest	0

Performance and Risk

	6m	1Y	3Y
Perf (%)	+22.23%	-	-
Perf (abs.)	+9.22	-	-
Beta	-	-	-
Volatility	33.08	33.11	33.11

Futures and Options

Related Futures	-
Related Options	-












5Y

Information about previous performance does not guarantee future performance.
Source: FactSet

Price data

Ø price 5 days Ø volume 5 days (pcs.)	49.5298 EUR (0)
Ø price 30 days Ø volume 30 days (pcs.)	49.6101 EUR (0)
Ø price 100 days Ø volume 100 days (pcs.)	44.8414 EUR (0)
Ø price 250 days Ø volume 250 days (pcs.)	- EUR (0)
YTD High date	51.9694 EUR (2023/01/16)
YTD Low date	48.1029 EUR (2023/01/02)
52 Weeks High date	51.9694 EUR (2023/01/16)
52 Weeks Low date	37.2991 EUR (2022/10/13)

Recent Research

on underlying	on sector	on market	
Date		Headline	Download
2023/01/30		Global Equity Ratings	
2023/01/09		Global Equity Ratings	
2022/12/19		Global Equity Ratings	
2022/11/28		Global Equity Ratings	
2022/11/18		Global Equity Ratings	