

KONE (KC4L) - EUX/20230519

2022/12/07 19:00:34

Price
46.7147 EURDifference  -2.30% (-1.10)

General attributes

Symbol	KC4LK23
Exchange	Eurex
Currency	EUR
Security type	Future
Underlying	KONE OYJ
Maturity	05-2023
Contract size	100

Market data

Bid (Bid size)	- EUR (-)
Ask (Ask size)	- EUR (-)
Open	46.7147 EUR
High	46.7147 EUR
Low	46.7147 EUR
Close (prev. day)	47.8125 EUR
Underlying	KONE OYJ
Underlying price (date)	48.04 (22/12/08)
Settlement price (date)	46.71 (22/12/07)
Open Interest	0

Performance and Risk

	6m	1Y	3Y
Perf (%)	-0.70%	-	-
Perf (abs.)	-0.33	-	-
Beta	-	-	-
Volatility	35.98	34.73	34.73

Futures and Options

Related Futures	-
Related Options	-











Information about previous performance does not guarantee future performance.
Source: FactSet

Price data

Ø price 5 days Ø volume 5 days (pcs.)	47.5236 EUR (0)
Ø price 30 days Ø volume 30 days (pcs.)	45.3837 EUR (0)
Ø price 100 days Ø volume 100 days (pcs.)	41.4100 EUR (0)
Ø price 250 days Ø volume 250 days (pcs.)	- EUR (0)
YTD High date	48.9654 EUR (2022/11/14)
YTD Low date	37.2991 EUR (2022/10/13)
52 Weeks High date	48.9654 EUR (2022/11/14)
52 Weeks Low date	37.2991 EUR (2022/10/13)

Recent Research

on underlying	on sector	on market	
Date		Headline	Download
2022/11/28		Global Equity Ratings	
2022/11/18		Global Equity Ratings	
2022/10/31		Global Equity Ratings	
2022/10/05		Global Equity Ratings	
2022/09/26		Global Equity Ratings	