

## KONE OYJ FUTURE (KC4L) - EUX/202303

2023/02/02 18:48:22

Price  
**50.4563** EURDifference  3.86% (1.87)

## General attributes

Symbol	KC4LH23
Exchange	Eurex
Currency	EUR
Security type	Future
Underlying	KONE OYJ
Maturity	03-2023
Contract size	100

## Market data

Bid (Bid size)	- EUR (-)
Ask (Ask size)	- EUR (-)
Open	50.4563 EUR
High	50.4563 EUR
Low	50.4563 EUR
Close (prev. day)	48.5822 EUR
Underlying	KONE OYJ
Underlying price (date)	51.34 (23/02/03)
Settlement price (date)	50.46 (23/02/02)
Open Interest	0

## Performance and Risk

	6m	1Y	3Y
Perf (%)	+21.88%	-	-
Perf (abs.)	+9.06	-	-
Beta	-	-	-
Volatility	33.16	33.14	33.14

## Futures and Options

Related Futures	-
Related Options	-

5Y












Information about previous performance does not guarantee future performance.  
Source: FactSet

## Price data

Ø price 5 days   Ø volume 5 days (pcs.)	49.2844 EUR (0)
Ø price 30 days   Ø volume 30 days (pcs.)	49.3586 EUR (0)
Ø price 100 days   Ø volume 100 days (pcs.)	44.6156 EUR (0)
Ø price 250 days   Ø volume 250 days (pcs.)	- EUR (0)
YTD High   date	51.7069 EUR (2023/01/16)
YTD Low   date	47.8578 EUR (2023/01/02)
52 Weeks High   date	51.7069 EUR (2023/01/16)
52 Weeks Low   date	37.1036 EUR (2022/09/22)

## Recent Research

on underlying	on sector	on market	
Date		Headline	Download
2023/01/30		Global Equity Ratings	
2023/01/09		Global Equity Ratings	
2022/12/19		Global Equity Ratings	
2022/11/28		Global Equity Ratings	
2022/11/18		Global Equity Ratings	