

KONE (KC4L) - EUX/20230317

2022/12/08 18:42:58

Price
46.686 EURDifference  0.45% (0.21)

General attributes

Symbol	KC4LH23
Exchange	Eurex
Currency	EUR
Security type	Future
Underlying	KONE OYJ
Maturity	03-2023
Contract size	100

Market data

Bid (Bid size)	- EUR (-)
Ask (Ask size)	- EUR (-)
Open	46.686 EUR
High	46.686 EUR
Low	46.686 EUR
Close (prev. day)	46.4772 EUR
Underlying	KONE OYJ
Underlying price (date)	47.82 (22/12/08)
Settlement price (date)	46.69 (22/12/08)
Open Interest	0

Performance and Risk

	6m	1Y	3Y
Perf (%)	-0.93%	-	-
Perf (abs.)	-0.44	-	-
Beta	-	-	-
Volatility	36.03	34.76	34.76

Futures and Options

Related Futures	-
Related Options	-












Information about previous performance does not guarantee future performance.
Source: FactSet

Price data

Ø price 5 days Ø volume 5 days (pcs.)	47.284 EUR (0)
Ø price 30 days Ø volume 30 days (pcs.)	45.159 EUR (0)
Ø price 100 days Ø volume 100 days (pcs.)	41.232 EUR (0)
Ø price 250 days Ø volume 250 days (pcs.)	- EUR (0)
YTD High date	48.748 EUR (2022/11/14)
YTD Low date	37.104 EUR (2022/09/22)
52 Weeks High date	48.748 EUR (2022/11/14)
52 Weeks Low date	37.104 EUR (2022/09/22)

Recent Research

on underlying on sector on market			
Date		Headline	Download
2022/11/28		Global Equity Ratings	
2022/11/18		Global Equity Ratings	
2022/10/31		Global Equity Ratings	
2022/10/05		Global Equity Ratings	
2022/09/26		Global Equity Ratings	