

SANOFI S.A. FUTURE (SNWG) - EUX/202412

2024/05/07 18:36:51

Price
90.6886 EUR

Difference  0.97% (0.87)

General attributes

Symbol	SNWGZ24
Exchange	Eurex
Currency	EUR
Security type	Future
Underlying	SANOFI S.A.
Maturity	12-2024
Contract size	100

Market data

Bid (Bid size)	- EUR (-)
Ask (Ask size)	- EUR (-)
Open	90.6886 EUR
High	90.6886 EUR
Low	90.6886 EUR
Close (prev. day)	89.8178 EUR
Underlying	SANOFI S.A.
Underlying price (date)	91.88 (24/05/07)
Settlement price (date)	90.69 (24/05/07)
Open Interest	0

Performance and Risk

	6m	1Y	3Y
Perf (%)	+6.70%	-10.19%	-
Perf (abs.)	+5.70	-10.29	-
Beta	-	-	-
Volatility	17.51	28.49	-

Futures and Options

Related Futures	-
Related Options	-












Information about previous performance does not guarantee future performance.
Source: FactSet

Price data

Ø price 5 days Ø volume 5 days (pcs.)	90.6833 EUR (0)
Ø price 30 days Ø volume 30 days (pcs.)	88.0704 EUR (0)
Ø price 100 days Ø volume 100 days (pcs.)	88.9839 EUR (0)
Ø price 250 days Ø volume 250 days (pcs.)	93.9458 EUR (0)
YTD High date	95.7191 EUR (2024/01/12)
YTD Low date	84.0862 EUR (2024/04/18)
52 Weeks High date	105.8953 EUR (2023/09/20)
52 Weeks Low date	82.0354 EUR (2023/10/27)

Recent Research

on underlying	on sector	on market	
Date		Headline	Download
2024/04/26		Global Equity Ratings	
2024/04/03		Global Equity Ratings	
2024/03/13		Global Equity Ratings	
2024/02/22		Global Equity Ratings	
2024/02/14		Global Equity Ratings	