

FOOTSHOP A.S. CZK5

ISIN: CZ0009011474 WKN: -

Overview

2024/09/13 15:33:39

Price

89.50 CZK

Difference  2.87% (2.50)

General attributes

ISIN	CZ0009011474
Symbol	FTSHP
Exchange	Prague Stock Exchange
Currency	CZK
Sector	-
Security type	Stock
Market cap (m)	19 EUR
Benchmark	PX INDEX

Market data

Bid (Bid size)	-
Ask (Ask size)	-
Open	89.50 CZK
High	89.50 CZK
Low	89.50 CZK
Close (prev. day)	87.00 CZK
VWAP	89.50 CZK
Volume (pcs)	24
Trading volume	2,148.00
Number of trades	1
Last size	24

Futures and Options











Related Futures	-
Related Options	-

5Y



Information about previous performance does not guarantee future performance.
Source: FactSet

Recent research

on market		
Date	Headline	Download
2024/09/18	 Akciové trhy - denní zpráva	
2024/09/17	 Akciové trhy - denní zpráva	
2024/09/17	 GEVORKYAN Podniková analýza	
2024/09/16	 Akciové trhy - denní zpráva	
2024/09/13	 Akciové trhy - denní zpráva	

Details

2024/09/13 15:33:39

Price

89.50 CZK

Difference ▲ 2.87% (2.50)

General attributes

ISIN	CZ0009011474
Symbol	FTSHP
Exchange	Prague Stock Exchange
Currency	CZK
Sector	-
Security type	Stock
Market cap (m)	19 EUR
Benchmark	PX INDEX

Market data

Bid (Bid size)	-
Ask (Ask size)	-
Open	89.50 CZK
High	89.50 CZK
Low	89.50 CZK
Close (prev. day)	87.00 CZK
VWAP	89.50 CZK
Volume (pcs)	24
Trading volume	2,148.00
Number of trades	1
Last size	24

Performance and Risk

	6m	1Y	3Y
Perf (%)	+10.49%	-5.79%	-
Perf (abs.)	+8.50	-5.50	-
Beta	-	-	-
Volatility	51.16	74.09	-

5Y



Information about previous performance does not guarantee future performance.
Source: FactSet

Price data

Ø price 5 days Ø volume 5 days (pcs.)	86.17 CZK (745)
Ø price 30 days Ø volume 30 days (pcs.)	84.29 CZK (451)
Ø price 100 days Ø volume 100 days (pcs.)	85.42 CZK (1,633)
Ø price 250 days Ø volume 250 days (pcs.)	84.15 CZK (827)
YTD High date	99.00 CZK (2024/06/27)
YTD Low date	65.00 CZK (2024/04/24)
52 Weeks High date	99.00 CZK (2023/10/12)
52 Weeks Low date	65.00 CZK (2024/04/24)

All listings for FOOTSHOP A.S. CZK5

Exchange ⊕	Date	Time	Price	Trading volume (mio.)	Number of trades
Prague Stock Exchange	2024/09/13	15:33	89.50 CZK	0.00	1

Company profile

Company Logo

Contact Details

WOOD SPAC ONE A.S.

--

Telefon: -

Fax: -

E-mail: -

Company Profile

-