

FOOTSHOP A.S. CZK5

ISIN: CZ0009011474 WKN: -

Overview

2024/09/13 15:33:39

Price

89.50 CZK

Difference  2.87% (2.50)

General attributes

| | |
|----------------|-----------------------|
| ISIN | CZ0009011474 |
| Symbol | FTSHP |
| Exchange | Prague Stock Exchange |
| Currency | CZK |
| Sector | - |
| Security type | Stock |
| Market cap (m) | 19 EUR |
| Benchmark | PX INDEX |

Market data

| | |
|-------------------|-----------|
| Bid (Bid size) | - |
| Ask (Ask size) | - |
| Open | 89.50 CZK |
| High | 89.50 CZK |
| Low | 89.50 CZK |
| Close (prev. day) | 87.00 CZK |
| VWAP | 89.50 CZK |
| Volume (pcs) | 24 |
| Trading volume | 2,148.00 |
| Number of trades | 1 |
| Last size | 24 |

Futures and Options











| | |
|-----------------|---|
| Related Futures | - |
| Related Options | - |

5Y



Information about previous performance does not guarantee future performance.
Source: FactSet

Recent research

| on market | | |
|------------|---|---|
| Date | Headline | Download |
| 2024/09/18 |  Akciové trhy - denní zpráva |  |
| 2024/09/17 |  Akciové trhy - denní zpráva |  |
| 2024/09/17 |  GEVORKYAN Podniková analýza |  |
| 2024/09/16 |  Akciové trhy - denní zpráva |  |
| 2024/09/13 |  Akciové trhy - denní zpráva |  |

Details

2024/09/13 15:33:39

Price

89.50 CZK

Difference ▲ 2.87% (2.50)

General attributes

| | |
|----------------|-----------------------|
| ISIN | CZ0009011474 |
| Symbol | FTSHP |
| Exchange | Prague Stock Exchange |
| Currency | CZK |
| Sector | - |
| Security type | Stock |
| Market cap (m) | 19 EUR |
| Benchmark | PX INDEX |

Market data

| | |
|-------------------|-----------|
| Bid (Bid size) | - |
| Ask (Ask size) | - |
| Open | 89.50 CZK |
| High | 89.50 CZK |
| Low | 89.50 CZK |
| Close (prev. day) | 87.00 CZK |
| VWAP | 89.50 CZK |
| Volume (pcs) | 24 |
| Trading volume | 2,148.00 |
| Number of trades | 1 |
| Last size | 24 |

Performance and Risk

| | 6m | 1Y | 3Y |
|-------------|---------|--------|----|
| Perf (%) | +10.49% | -5.79% | - |
| Perf (abs.) | +8.50 | -5.50 | - |
| Beta | - | - | - |
| Volatility | 51.16 | 74.09 | - |

5Y



Information about previous performance does not guarantee future performance.
Source: FactSet

Price data

| | |
|---|------------------------|
| Ø price 5 days Ø volume 5 days (pcs.) | 86.17 CZK (745) |
| Ø price 30 days Ø volume 30 days (pcs.) | 84.29 CZK (451) |
| Ø price 100 days Ø volume 100 days (pcs.) | 85.42 CZK (1,633) |
| Ø price 250 days Ø volume 250 days (pcs.) | 84.15 CZK (827) |
| YTD High date | 99.00 CZK (2024/06/27) |
| YTD Low date | 65.00 CZK (2024/04/24) |
| 52 Weeks High date | 99.00 CZK (2023/10/12) |
| 52 Weeks Low date | 65.00 CZK (2024/04/24) |

All listings for FOOTSHOP A.S. CZK5

| Exchange ⊕ | Date | Time | Price | Trading volume (mio.) | Number of trades |
|-------------------------|------------|-------|-----------|-----------------------|------------------|
| Prague Stock Exchange | 2024/09/13 | 15:33 | 89.50 CZK | 0.00 | 1 |

Company profile

Company Logo

Contact Details

WOOD SPAC ONE A.S.

--

Telefon: -

Fax: -

E-mail: -

Company Profile

-