

EUROAPI SAS

ISIN: FR0014008VX5

WKN: -

Overview

2024/05/03 15:26:14

Price
2.87 EURDifference  0.35% (0.01)

General attributes

ISIN	FR0014008VX5
Symbol	EAPI
Exchange	Stuttgart
Currency	EUR
Sector	-
Security type	Stock
Market cap (m)	275 EUR
Benchmark	CAC 40 INDEX

Market data

Bid (Bid size)	- (0)
Ask (Ask size)	- (0)
Open	2.842 EUR
High	2.892 EUR
Low	2.842 EUR
Close (prev. day)	2.86 EUR
VWAP	-
Volume (pcs)	0
Trading volume	0.00
Number of trades	10
Last size	0

Futures and Options






Related Futures	15
Related Options	-

5Y



Information about previous performance does not guarantee future performance.
Source: FactSet

Recent research

on market			
Date		Headline	Download
2024/04/26		Global Equity Ratings	
2024/03/26		Global Strategy 2Q 2024	
2024/03/13		Global Equity Ratings	
2024/02/22		Global Equity Ratings	
2024/02/14		Global Equity Ratings	

Details

2024/05/03 15:26:14

Price

2.87 EUR

Difference ▲ 0.35% (0.01)

General attributes

ISIN	FR0014008VX5
Symbol	EAPI
Exchange	Stuttgart
Currency	EUR
Sector	-
Security type	Stock
Market cap (m)	275 EUR
Benchmark	CAC 40 INDEX

Market data

Bid (Bid size)	- (0)
Ask (Ask size)	- (0)
Open	2.842 EUR
High	2.892 EUR
Low	2.842 EUR
Close (prev. day)	2.86 EUR
VWAP	-
Volume (pcs)	0
Trading volume	0.00
Number of trades	10
Last size	0

Performance and Risk

	6m	1Y	3Y
Perf (%)	-43.84%	-72.46%	-
Perf (abs.)	-2.24	-7.55	-
Beta	1.16	-0.51	0.04
Volatility	99.87	104.74	-

5Y



Information about previous performance does not guarantee future performance.
Source: FactSet

Price data

Ø price 5 days Ø volume 5 days (pcs.)	2.84 EUR (4)
Ø price 30 days Ø volume 30 days (pcs.)	2.72 EUR (115)
Ø price 100 days Ø volume 100 days (pcs.)	4.61 EUR (317)
Ø price 250 days Ø volume 250 days (pcs.)	7.49 EUR (188)
YTD High date	6.94 EUR (2024/02/28)
YTD Low date	2.32 EUR (2024/03/15)
52 Weeks High date	12.88 EUR (2023/09/12)
52 Weeks Low date	2.32 EUR (2024/03/15)

Arbitrage views

Exchange ⊕	Date	Time	Price	Trading volume (mio.)	Number of trades
Tradegate	2024/05/03	22:26	2.898 EUR	0.00	13
Stuttgart	2024/05/03	15:26	2.87 EUR	0.00	10
Munich	2024/05/03	08:03	2.89 EUR	0.00	2
London Stock Exchange European Trade Reporting	2024/05/03	17:30	2.901 EUR	0.00	1
Frankfurt	2024/05/03	17:20	2.876 EUR	0.00	2

	05/03					
FINRA other OTC Issues	2024/ 05/02	21:34	3.05 USD	0.00		1
Euronext Paris	2024/ 05/03	17:35	2.892 EUR	0.23		463
Euronext Milan MTF Trading After Hours	2024/ 02/29	18:00	3.736 EUR	0.00		1
Duesseldorf	2024/ 05/03	19:30	2.854 EUR	0.00		6
Berlin	2024/ 05/03	08:13	2.864 EUR	0.00		2

Company profile

Company Logo



Contact Details

EUROAPI SA

--

-- --

Telefon: -

Fax: -

E-mail: -

Company Profile

-

Members of Management Board

Karl Rothier	Chairman of Managing Board
--------------	----------------------------

Kai Rossen	Member of Executive Committee
------------	-------------------------------

Laurent Alexandre	Member of Executive Committee
-------------------	-------------------------------

Antoine Delcour	Member of Executive Committee
-----------------	-------------------------------

Bruno Laforge	Member of Executive Committee
---------------	-------------------------------

Cecile Maupas	Member of Executive Committee
---------------	-------------------------------

Emmanuel Mazeaud	Member of Executive Committee
------------------	-------------------------------

Frederic Lelievre	Member of Executive Committee
-------------------	-------------------------------

Guillaume Rosso	Member of Executive Committee
-----------------	-------------------------------

James DeYonker	Member of Executive Committee
----------------	-------------------------------

Vincent Touraille	Member of Executive Committee
-------------------	-------------------------------

Éric Bergeron	Member of Executive Committee
---------------	-------------------------------

Board of directors

Viviane Monges	Chairman of Supervisory Board
----------------	-------------------------------