

ANEW MEDICAL INC COM USD0.0001

ISIN: **US03465T1088** WKN: **03465T108**

Overview

2024/08/16 22:00:00

Price
1.05 USDDifference  -5.41% (-0.06)

General attributes

ISIN	US03465T1088
Symbol	WENA
Exchange	Nasdaq
Currency	USD
Sector	-
Security type	Stock
Market cap (m)	14 EUR
Benchmark	S&P 500

Market data

Bid (Bid size)	0.99 USD (100)
Ask (Ask size)	1.03 USD (3,600)
Open	1.01 USD
High	1.06 USD
Low	0.9902 USD
Close (prev. day)	1.11 USD
VWAP	1.020517 USD
Volume (pcs)	356,338
Trading volume	363,849.01
Number of trades	1,371
Last size	-

Futures and Options











Related Futures	-
Related Options	-

5Y



Information about previous performance does not guarantee future performance.
Source: FactSet

Recent research

on market			
Date		Headline	Download
2024/08/12		Global Equity Ratings	
2024/07/24		Global Equity Ratings	
2024/07/12		Global Equity Ratings	
2024/07/03		Global Strategy 3Q 2024	
2024/06/21		Global Equity Ratings	

Details

2024/08/16 22:00:00

Price

1.05 USD

Difference  -5.41% (-0.06)

General attributes

ISIN	US03465T1088
Symbol	WENA
Exchange	Nasdaq
Currency	USD
Sector	-
Security type	Stock
Market cap (m)	14 EUR
Benchmark	S&P 500

Market data

Bid (Bid size)	0.99 USD (100)
Ask (Ask size)	1.03 USD (3,600)
Open	1.01 USD
High	1.06 USD
Low	0.9902 USD
Close (prev. day)	1.11 USD
VWAP	1.020517 USD
Volume (pcs)	356,338
Trading volume	363,849.01
Number of trades	1,371
Last size	-

Performance and Risk

	6m	1Y	3Y
Perf (%)	-	-	-
Perf (abs.)	-	-	-
Beta	1.85	1.00	0.23
Volatility	228.65	165.71	-

5Y



Information about previous performance does not guarantee future performance.
Source: FactSet

Price data

Ø price 5 days Ø volume 5 days (pcs.)	1.09 USD (1,021,649)
Ø price 30 days Ø volume 30 days (pcs.)	1.37 USD (2,874,807)
Ø price 100 days Ø volume 100 days (pcs.)	4.91 USD (1,973,560)
Ø price 250 days Ø volume 250 days (pcs.)	7.40 USD (802,602)
YTD High date	13.10 USD (2024/04/19)
YTD Low date	0.95 USD (2024/08/14)
52 Weeks High date	13.10 USD (2024/04/19)
52 Weeks Low date	0.95 USD (2024/08/14)

Arbitrage views

Exchange	Date	Time	Price	Trading volume (mio.)	Number of trades
Nasdaq	2024/08/16	22:00	1.05 USD	0.36	1,371

Company profile

Company Logo

Contact Details

REDWOODS ACQUISITION CORP

--

Telefon: -

Fax: -

E-mail: -

Company Profile

-