

## AFC GAMMA INC COM USD0.01

ISIN: **US00109K1051** WKN: **00109K105**

## Overview

2024/05/31 13:15:19

Price

10.50 EUR

Difference  0.96% (0.10)

## General attributes

ISIN	US00109K1051
Symbol	AFCG
Exchange	Stuttgart
Currency	EUR
Sector	-
Security type	Stock
Market cap (m)	224 EUR
Benchmark	S&P 500

## Market data

Bid (Bid size)	- (0)
Ask (Ask size)	- (0)
Open	10.60 EUR
High	10.60 EUR
Low	10.50 EUR
Close (prev. day)	10.40 EUR
VWAP	-
Volume (pcs)	0
Trading volume	0.00
Number of trades	6
Last size	0

## Futures and Options

Related Futures	-
Related Options	-






5Y



Information about previous performance does not guarantee future performance.

Source: FactSet

## Recent research

on market			
Date		Headline	Download
2024/05/29		Global Equity Ratings	
2024/04/26		Global Equity Ratings	
2024/04/03		Global Equity Ratings	
2024/03/26		Global Strategy 2Q 2024	
2024/03/13		Global Equity Ratings	

## Details

2024/05/31 13:15:19

## Price

10.50 EUR

Difference ▲ 0.96% (0.10)

## General attributes

ISIN	US00109K1051
Symbol	AFCG
Exchange	Stuttgart
Currency	EUR
Sector	-
Security type	Stock
Market cap (m)	224 EUR
Benchmark	S&P 500

## Market data

Bid (Bid size)	- (0)
Ask (Ask size)	- (0)
Open	10.60 EUR
High	10.60 EUR
Low	10.50 EUR
Close (prev. day)	10.40 EUR
VWAP	-
Volume (pcs)	0
Trading volume	0.00
Number of trades	6
Last size	0

## Performance and Risk

	6m	1Y	3Y
Perf (%)	+0.96%	-1.87%	-
Perf (abs.)	+0.10	-0.20	-
Beta	0.84	0.87	0.78
Volatility	32.42	37.33	-

5Y



Information about previous performance does not guarantee future performance.  
Source: FactSet

## Price data

Ø price 5 days   Ø volume 5 days (pcs.)	10.78 EUR (0)
Ø price 30 days   Ø volume 30 days (pcs.)	11.05 EUR (0)
Ø price 100 days   Ø volume 100 days (pcs.)	10.87 EUR (22)
Ø price 250 days   Ø volume 250 days (pcs.)	11.09 EUR (27)
YTD High   date	12.10 EUR (2024/03/22)
YTD Low   date	10.20 EUR (2024/02/08)
52 Weeks High   date	13.00 EUR (2023/07/27)
52 Weeks Low   date	9.65 EUR (2023/11/14)

## All listings for AFC GAMMA INC COM USD0.01

Exchange	Date	Time	Price	Trading volume (mio.)	Number of trades
Stuttgart	2024/05/31	13:15	10.50 EUR	0.00	6
Nasdaq	2024/05/31	22:00	11.75 USD	0.76	1,298
Munich	2024/05/31	08:04	10.70 EUR	0.00	1
Frankfurt	2024/05/31	08:06	10.50 EUR	0.00	2
Duesseldorf	2024/05/31	19:30	10.70 EUR	0.00	7

## Company profile

### Company Logo

#### Contact Details

AFC GAMMA INC

--

----

Telefon: -

Fax: -

E-mail: -

### Company Profile

-