

HSBC HOLDINGS PLC FUTURE (HSBG) - EUX/202305

2023/03/31 18:35:30

Price
547.6061 GBP

Difference  -1.03% (-5.71)

General attributes

Symbol	HSBGK23
Exchange	Eurex
Currency	GBP
Security type	Future
Underlying	HSBC HOLDINGS PLC
Maturity	05-2023
Contract size	1,000

Market data

Bid (Bid size)	- GBP (-)
Ask (Ask size)	- GBP (-)
Open	547.6061 GBP
High	547.6061 GBP
Low	547.6061 GBP
Close (prev. day)	553.3162 GBP
Underlying	HSBC HOLDINGS PLC
Underlying price (date)	549.70 (23/03/31)
Settlement price (date)	547.61 (23/03/31)
Open Interest	0

Performance and Risk

	6m	1Y	3Y
Perf (%)	+17.67%	-	-
Perf (abs.)	+82.22	-	-
Beta	-	-	-
Volatility	28.64	29.10	29.10

Futures and Options

Related Futures	-
Related Options	-











5Y

Information about previous performance does not guarantee future performance.
Source: FactSet

Price data

Ø price 5 days Ø volume 5 days (pcs.)	546.2845 GBP (0)
Ø price 30 days Ø volume 30 days (pcs.)	581.5711 GBP (0)
Ø price 100 days Ø volume 100 days (pcs.)	546.2555 GBP (0)
Ø price 250 days Ø volume 250 days (pcs.)	- GBP (0)
YTD High date	628.4203 GBP (2023/03/08)
YTD Low date	505.3164 GBP (2023/01/02)
52 Weeks High date	628.4203 GBP (2023/03/08)
52 Weeks Low date	436.2342 GBP (2022/10/28)

Recent Research

on underlying		on sector	
Date		Headline	Download
2023/03/28		Global Equity Ratings	
2023/03/16		Global Equity Ratings	
2023/03/10		Global Equity Ratings	
2023/02/27		Global Equity Ratings	
2023/02/07		Global Equity Ratings	