

HSBC HOLDINGS PLC FUTURE (HSBG) - EUX/202305

2023/02/02 18:47:52

Price
573.6772 GBP

Difference  **-1.80% (-10.50)**

General attributes

Symbol	HSBGK23
Exchange	Eurex
Currency	GBP
Security type	Future
Underlying	HSBC HOLDINGS PLC
Maturity	05-2023
Contract size	1,000

Market data

Bid (Bid size)	- GBP (-)
Ask (Ask size)	- GBP (-)
Open	573.6772 GBP
High	573.6772 GBP
Low	573.6772 GBP
Close (prev. day)	584.1782 GBP
Underlying	HSBC HOLDINGS PLC
Underlying price (date)	591.60 (23/02/03)
Settlement price (date)	573.68 (23/02/02)
Open Interest	0

Performance and Risk

	6m	1Y	3Y
Perf (%)	+9.65%	-	-
Perf (abs.)	+50.48	-	-
Beta	-	-	-
Volatility	25.77	28.78	28.78

Futures and Options

Related Futures	-
Related Options	-












Information about previous performance does not guarantee future performance.
Source: FactSet

Price data

Ø price 5 days Ø volume 5 days (pcs.)	581.1852 GBP (0)
Ø price 30 days Ø volume 30 days (pcs.)	553.3147 GBP (0)
Ø price 100 days Ø volume 100 days (pcs.)	500.5444 GBP (0)
Ø price 250 days Ø volume 250 days (pcs.)	- GBP (0)
YTD High date	587.1885 GBP (2023/01/26)
YTD Low date	505.3164 GBP (2023/01/02)
52 Weeks High date	587.1885 GBP (2023/01/26)
52 Weeks Low date	436.2342 GBP (2022/10/28)

Recent Research

on underlying		on sector	
Date		Headline	Download
2023/01/30		Global Equity Ratings	
2023/01/09		Global Equity Ratings	
2022/12/19		Global Equity Ratings	
2022/11/28		Global Equity Ratings	
2022/11/18		Global Equity Ratings	