

DEUTSCHE BANK AG FUTURE (DBKI) - EUX/202305

2023/01/30 19:03:54

Price
12.1586 EUR

Difference  -0.54% (-0.07)

General attributes

Symbol	DBKIK23
Exchange	Eurex
Currency	EUR
Security type	Future
Underlying	DEUTSCHE BANK AG
Maturity	05-2023
Contract size	-

Market data

Bid (Bid size)	- EUR (-)
Ask (Ask size)	- EUR (-)
Open	12.1586 EUR
High	12.1586 EUR
Low	12.1586 EUR
Close (prev. day)	12.2241 EUR
Underlying	DEUTSCHE BANK AG
Underlying price (date)	12.278 (23/01/30)
Settlement price (date)	12.16 (23/01/30)
Open Interest	0

Performance and Risk

	6m	1Y	3Y
Perf (%)	+44.64%	-	-
Perf (abs.)	+3.75	-	-
Beta	-	-	-
Volatility	33.93	40.92	40.92

Futures and Options

Related Futures	-
Related Options	-












Information about previous performance does not guarantee future performance.
Source: FactSet

Price data

Ø price 5 days Ø volume 5 days (pcs.)	12.0107 EUR (0)
Ø price 30 days Ø volume 30 days (pcs.)	11.3200 EUR (0)
Ø price 100 days Ø volume 100 days (pcs.)	9.8741 EUR (0)
Ø price 250 days Ø volume 250 days (pcs.)	- EUR (0)
YTD High date	12.2241 EUR (2023/01/27)
YTD Low date	10.8560 EUR (2023/01/02)
52 Weeks High date	12.2241 EUR (2023/01/27)
52 Weeks Low date	7.5295 EUR (2022/09/29)

Recent Research

on underlying	on sector	on market	
Date		Headline	Download
2023/01/30		Global Equity Ratings	
2023/01/09		Global Equity Ratings	
2022/12/19		Global Equity Ratings	
2022/11/28		Global Equity Ratings	
2022/11/18		Global Equity Ratings	