

ALTERNUS CLEAN ENERGY INC COM USD0.0001 CL A

ISIN: **US02157G1013** WKN: **02157G101**

Overview

2024/09/18 22:00:00

Price
0.1812 USDDifference  -2.05% (-0.00)

General attributes

ISIN	US02157G1013
Symbol	ALCE
Exchange	Nasdaq
Currency	USD
Sector	-
Security type	Stock
Market cap (m)	14 EUR
Benchmark	S&P 500

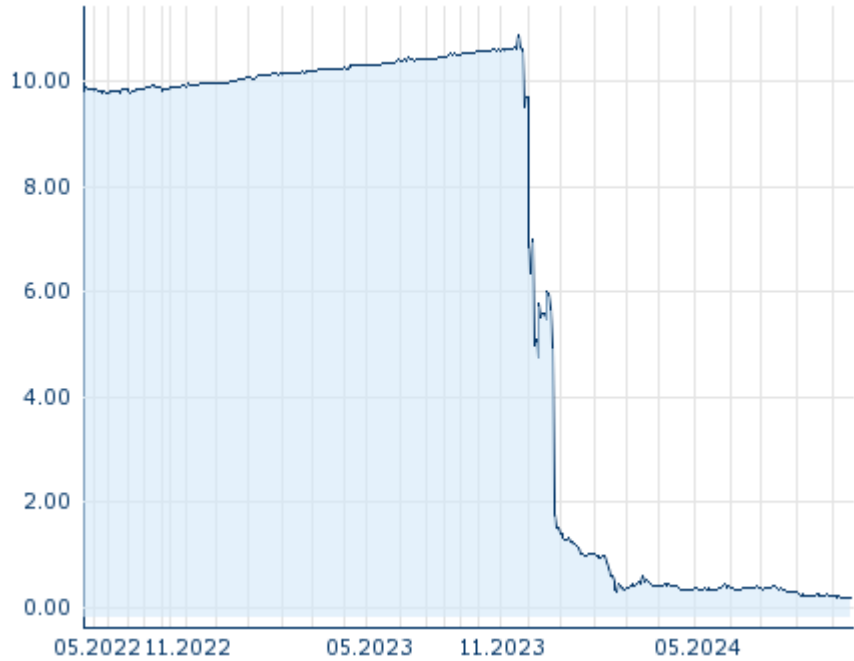
Market data

Bid (Bid size)	0.185 USD (500)
Ask (Ask size)	0.1877 USD (300)
Open	0.185 USD
High	0.194 USD
Low	0.1812 USD
Close (prev. day)	0.185 USD
VWAP	0.187469 USD
Volume (pcs)	60,869
Trading volume	11,405.12
Number of trades	362
Last size	-

Futures and Options

Related Futures	-
Related Options	-











5Y



Information about previous performance does not guarantee future performance.
Source: FactSet

Recent research

on market

Date		Headline	Download
2024/09/11		Global Equity Ratings	
2024/09/05		Global Equity Ratings	
2024/08/12		Global Equity Ratings	
2024/07/24		Global Equity Ratings	
2024/07/12		Global Equity Ratings	

Details

2024/09/18 22:00:00

Price
0.1812 USDDifference  -2.05% (-0.00)

General attributes

ISIN	US02157G1013
Symbol	ALCE
Exchange	Nasdaq
Currency	USD
Sector	-
Security type	Stock
Market cap (m)	14 EUR
Benchmark	S&P 500

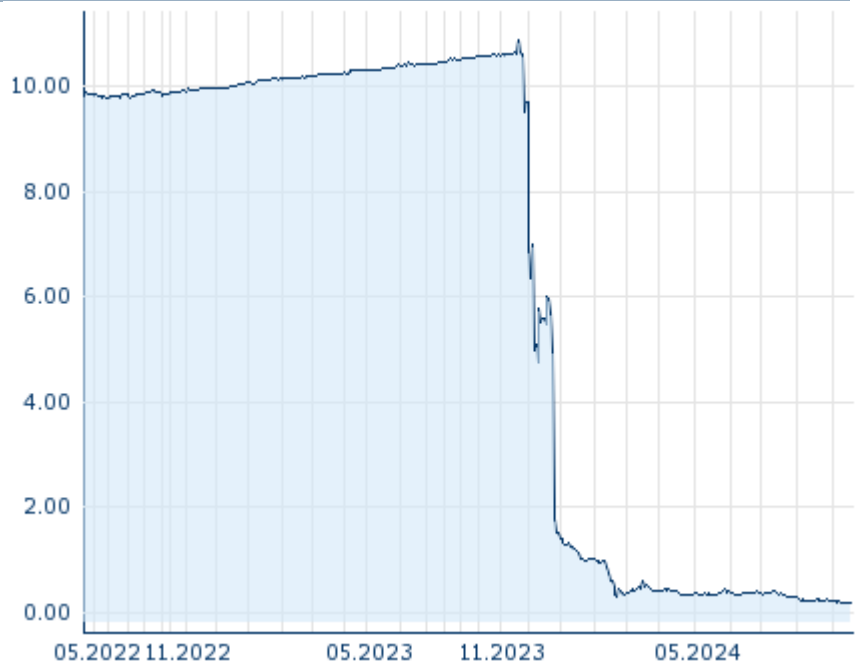
Market data

Bid (Bid size)	0.185 USD (500)
Ask (Ask size)	0.1877 USD (300)
Open	0.185 USD
High	0.194 USD
Low	0.1812 USD
Close (prev. day)	0.185 USD
VWAP	0.187469 USD
Volume (pcs)	60,869
Trading volume	11,405.12
Number of trades	362
Last size	-

Performance and Risk

	6m	1Y	3Y
Perf (%)	-68.32%	-98.25%	-
Perf (abs.)	-0.40	-10.37	-
Beta	-	-	-
Volatility	85.45	146.28	-

5Y



Information about previous performance does not guarantee future performance.
Source: FactSet

Price data

Ø price 5 days Ø volume 5 days (pcs.)	0.1888 USD (79,006)
Ø price 30 days Ø volume 30 days (pcs.)	0.2202 USD (278,440)
Ø price 100 days Ø volume 100 days (pcs.)	0.3141 USD (200,472)
Ø price 250 days Ø volume 250 days (pcs.)	2.3459 USD (284,640)
YTD High date	1.4950 USD (2024/01/02)
YTD Low date	0.1811 USD (2024/08/07)
52 Weeks High date	10.8900 USD (2023/11/21)
52 Weeks Low date	0.1811 USD (2024/08/07)

Arbitrage views

Exchange	Date	Time	Price	Trading volume (mio.)	Number of trades
Nasdaq	2024/09/18	22:00	0.1812 USD	0.01	362

Company profile

Company Logo

Company Profile

Contact Details

CLEAN EARTH ACQUISITIONS CORP

--

Telefon: -

Fax: -

E-mail: -