

## FLEX LNG LTD.

ISIN: **BMG359472021**WKN: **G35947202**

## Overview

2024/07/12 08:11:51

Price

24.20 EUR

Difference  -1.71% (-0.42)

## General attributes

ISIN BMG359472021

Symbol FLNG

Exchange Duesseldorf

Currency EUR

Sector Energy / Commodities

Security type Stock

Market cap (m) 1,302 EUR

Benchmark MSCI WORLD INDEX (STRD, UHD)

## Market data

Bid (Bid size) -

Ask (Ask size) -

Open 24.20 EUR

High 24.20 EUR

Low 24.20 EUR

Close (prev. day) 24.62 EUR

VWAP -

Volume (pcs) 0

Trading volume 0.00

Number of trades 3

Last size 0

## Futures and Options

Related Futures -

Related Options -

5Y













Information about previous performance does not guarantee future performance.

Source: FactSet

## Recent research

on sector

Date	Headline	Download
2024/07/12	 Global Equity Ratings	
2024/07/12	 Akciové trhy - denní zpráva	
2024/07/11	 Akciové trhy - denní zpráva	
2024/07/10	 Akciové trhy - denní zpráva	
2024/07/09	 Akciové trhy - denní zpráva	

## Details

2024/07/12 08:11:51

## Price

24.20 EUR

Difference ▼ -1.71% (-0.42)

## General attributes

ISIN	BMG359472021
Symbol	FLNG
Exchange	Duesseldorf
Currency	EUR
Sector	Energy / Commodities
Security type	Stock
Market cap (m)	1,302 EUR
Benchmark	MSCI WORLD INDEX (STRD, UHD)

## Market data

Bid (Bid size)	-
Ask (Ask size)	-
Open	24.20 EUR
High	24.20 EUR
Low	24.20 EUR
Close (prev. day)	24.62 EUR
VWAP	-
Volume (pcs)	0
Trading volume	0.00
Number of trades	3
Last size	0

## Performance and Risk

	6m	1Y	3Y
Perf (%)	-11.68%	-12.64%	-
Perf (abs.)	-3.20	-3.50	-
Beta	0.29	0.38	0.90
Volatility	26.84	24.71	-

5Y



Information about previous performance does not guarantee future performance.  
Source: FactSet

## Price data

Ø price 5 days   Ø volume 5 days (pcs.)	24.38 EUR (0)
Ø price 30 days   Ø volume 30 days (pcs.)	25.08 EUR (0)
Ø price 100 days   Ø volume 100 days (pcs.)	24.52 EUR (2)
Ø price 250 days   Ø volume 250 days (pcs.)	26.44 EUR (3)
YTD High   date	28.42 EUR (2024/01/05)
YTD Low   date	21.94 EUR (2024/02/27)
52 Weeks High   date	29.84 EUR (2023/08/09)
52 Weeks Low   date	21.94 EUR (2024/02/27)

## All listings for FLEX LNG LTD.

Exchange	Date	Time	Price	Trading volume (mio.)	Number of trades
Tradegate	2024/07/12	22:26	24.30 EUR	0.02	6
Stuttgart	2024/07/12	15:10	24.40 EUR	0.01	4
NYSE	2024/07/12	22:00	26.34 USD	5.11	3,469
Munich	2024/07/12	08:03	24.38 EUR	0.00	2
London Stock Exchange	2024/	16:20	283.80 NOK	0.00	1

European Trade Reporting	07/12					
Frankfurt	2024/ 07/12	21:41	24.22 EUR	0.00		3
First North Stockholm	2024/ 07/12	18:00	285.00 NOK	0.01		1
Duesseldorf	2024/ 07/12	08:11	24.20 EUR	0.00		3
Berlin	2024/ 07/12	21:43	24.20 EUR	0.00		19

## Company profile

### Company Logo



### Company Profile

-

### Contact Details

FLEX LNG

--

----

Telefon: -

Fax: -

E-mail: -