

M3 INC NPV

ISIN: JP3435750009

WKN: 2413

Overview

2024/07/05 19:30:14

Price
8.30 EURDifference  0.00% (0.00)

General attributes

ISIN	JP3435750009
Symbol	2413
Exchange	Duesseldorf
Currency	EUR
Sector	-
Security type	Stock
Market cap (m)	5,850 EUR
Benchmark	NIKKEI 225

Market data

Bid (Bid size)	-
Ask (Ask size)	-
Open	8.35 EUR
High	8.35 EUR
Low	8.30 EUR
Close (prev. day)	8.30 EUR
VWAP	-
Volume (pcs)	0
Trading volume	0.00
Number of trades	5
Last size	0

Futures and Options

Related Futures	-
Related Options	-











5Y



Information about previous performance does not guarantee future performance.
Source: FactSet

Recent research

on market

Date	Headline	Download
2024/02/22	 Global Equity Ratings	
2023/10/27	 Global Equity Ratings	
2023/09/29	 Global Equity Ratings	
2023/09/08	 Global Equity Ratings	
2023/08/22	 Global Equity Ratings	

Details

2024/07/05 19:30:14

Price

8.30 EUR

Difference ➔ 0.00% (0.00)

General attributes

ISIN	JP3435750009
Symbol	2413
Exchange	Duesseldorf
Currency	EUR
Sector	-
Security type	Stock
Market cap (m)	5,850 EUR
Benchmark	NIKKEI 225

Market data

Bid (Bid size)	-
Ask (Ask size)	-
Open	8.35 EUR
High	8.35 EUR
Low	8.30 EUR
Close (prev. day)	8.30 EUR
VWAP	-
Volume (pcs)	0
Trading volume	0.00
Number of trades	5
Last size	0

Performance and Risk

	6m	1Y	3Y
Perf (%)	-40.71%	-56.54%	-
Perf (abs.)	-5.70	-10.80	-
Beta	0.89	1.07	1.25
Volatility	45.45	40.76	-

5Y



Information about previous performance does not guarantee future performance.
Source: FactSet

Price data

Ø price 5 days Ø volume 5 days (pcs.)	8.31 EUR (0)
Ø price 30 days Ø volume 30 days (pcs.)	8.74 EUR (0)
Ø price 100 days Ø volume 100 days (pcs.)	10.64 EUR (6)
Ø price 250 days Ø volume 250 days (pcs.)	13.78 EUR (4)
YTD High date	16.00 EUR (2024/01/24)
YTD Low date	8.30 EUR (2024/07/01)
52 Weeks High date	20.60 EUR (2023/07/27)
52 Weeks Low date	8.30 EUR (2024/07/01)

All listings for M3 INC NPV

Exchange ⊕	Date	Time	Price	Trading volume (mio.)	Number of trades
Tradegate	2024/07/05	22:26	8.65 EUR	0.00	3
Tokyo Stock Exchange	2024/07/05	08:00	1,503.00 JPY	27.11	2,867
Stuttgart	2024/07/05	16:45	8.55 EUR	0.00	5
Munich	2024/07/05	08:15	8.75 EUR	0.00	2
Hanover	2024/07/05	08:00	8.55 EUR	0.00	1

	05					
Frankfurt	2024/07/05	17:15	8.35 EUR	0.00		3
FINRA other OTC Issues	2024/06/17	21:17	9.0715 USD	0.01		1
Duesseldorf	2024/07/05	19:30	8.30 EUR	0.00		5
Berlin	2024/07/05	08:13	8.40 EUR	0.00		3

Company profile

Company Logo

Contact Details

SO-NET M3 INC

--

Telefon: -

Fax: -

E-mail: -

Company Profile

-