

## M3 INC NPV

ISIN: JP3435750009

WKN: 2413

## Overview

2024/05/03 19:30:05

Price  
9.55 EURDifference  -1.55% (-0.15)

## General attributes

ISIN	JP3435750009
Symbol	2413
Exchange	Duesseldorf
Currency	EUR
Sector	-
Security type	Stock
Market cap (m)	6,809 EUR
Benchmark	NIKKEI 225

## Market data

Bid (Bid size)	9.60 EUR (400)
Ask (Ask size)	10.30 EUR (510)
Open	9.60 EUR
High	9.60 EUR
Low	9.55 EUR
Close (prev. day)	9.70 EUR
VWAP	-
Volume (pcs)	0
Trading volume	0.00
Number of trades	4
Last size	0

## Futures and Options




Related Futures	-
Related Options	-

5Y



Information about previous performance does not guarantee future performance.  
Source: FactSet

## Recent research

on market			
Date		Headline	Download
2024/02/22		Global Equity Ratings	
2023/10/27		Global Equity Ratings	
2023/09/29		Global Equity Ratings	
2023/09/08		Global Equity Ratings	
2023/08/22		Global Equity Ratings	

## Details

2024/05/03 19:30:05

## Price

9.55 EUR

Difference ▼ -1.55% (-0.15)

## General attributes

ISIN	JP3435750009
Symbol	2413
Exchange	Duesseldorf
Currency	EUR
Sector	-
Security type	Stock
Market cap (m)	6,809 EUR
Benchmark	NIKKEI 225

## Market data

Bid (Bid size)	9.60 EUR (400)
Ask (Ask size)	10.30 EUR (510)
Open	9.60 EUR
High	9.60 EUR
Low	9.55 EUR
Close (prev. day)	9.70 EUR
VWAP	-
Volume (pcs)	0
Trading volume	0.00
Number of trades	4
Last size	0

## Performance and Risk

	6m	1Y	3Y
Perf (%)	-34.90%	-51.50%	-
Perf (abs.)	-5.20	-10.30	-
Beta	1.22	1.13	1.26
Volatility	48.18	39.94	-

5Y



Information about previous performance does not guarantee future performance.  
Source: FactSet

## Price data

Ø price 5 days   Ø volume 5 days (pcs.)	10.16 EUR (0)
Ø price 30 days   Ø volume 30 days (pcs.)	11.65 EUR (0)
Ø price 100 days   Ø volume 100 days (pcs.)	12.86 EUR (3)
Ø price 250 days   Ø volume 250 days (pcs.)	15.83 EUR (1)
YTD High   date	16.00 EUR (2024/01/24)
YTD Low   date	9.45 EUR (2024/04/30)
52 Weeks High   date	21.60 EUR (2023/05/23)
52 Weeks Low   date	9.45 EUR (2024/04/30)

## All listings for M3 INC NPV

Exchange	Date	Time	Price	Trading volume (mio.)	Number of trades
Tradegate	2024/05/03	14:44	9.80 EUR	0.00	1
Tokyo Stock Exchange	2024/05/02	08:00	1,646.50 JPY	83.77	7,419
Munich	2024/05/03	08:03	10.00 EUR	0.00	1
Hanover	2024/05/03	08:00	9.80 EUR	0.00	1
Frankfurt	2024/05/03	08:04	9.75 EUR	0.00	1

	03					
FINRA other OTC Issues	2024/04/29	21:59	11.67 USD	0.01		5
Duesseldorf	2024/05/03	19:30	9.55 EUR	0.00		4
Berlin	2024/05/03	08:36	9.65 EUR	0.00		1

## Company profile

### Company Logo

#### Contact Details

SO-NET M3 INC

--

----

Telefon: -

Fax: -

E-mail: -

### Company Profile

-