

## NEW HOPE CORP LTD.

ISIN: AU000000NHC7 WKN: NHC

## Overview

2024/07/09 21:46:04

Price  
3.086 EURDifference  -1.47% (-0.05)

## General attributes

ISIN	AU000000NHC7
Symbol	NHC
Exchange	Berlin
Currency	EUR
Sector	Energy / Commodities
Security type	Stock
Market cap (m)	2,657 EUR
Benchmark	ASX ALL ORDINARIES INDEX

## Market data

Bid (Bid size)	-
Ask (Ask size)	-
Open	3.154 EUR
High	3.155 EUR
Low	3.086 EUR
Close (prev. day)	3.132 EUR
VWAP	-
Volume (pcs)	0
Trading volume	0.00
Number of trades	11
Last size	0

## Futures and Options

Related Futures	-
Related Options	418











5Y



Information about previous performance does not guarantee future performance.  
Source: FactSet

## Recent research

on sector

Date	Headline	Download
2024/07/09	 Akciové trhy - denní zpráva	
2024/07/08	 Akciové trhy - denní zpráva	
2024/07/04	 Akciové trhy - denní zpráva	
2024/07/03	 Akciové trhy - denní zpráva	
2024/07/02	 Akciové trhy - denní zpráva	

## Details

2024/07/09 21:46:04

## Price

3.086 EUR

Difference ▼ -1.47% (-0.05)

## General attributes

ISIN	AU000000NHC7
Symbol	NHC
Exchange	Berlin
Currency	EUR
Sector	Energy / Commodities
Security type	Stock
Market cap (m)	2,657 EUR
Benchmark	ASX ALL ORDINARIES INDEX

## Market data

Bid (Bid size)	-
Ask (Ask size)	-
Open	3.154 EUR
High	3.155 EUR
Low	3.086 EUR
Close (prev. day)	3.132 EUR
VWAP	-
Volume (pcs)	0
Trading volume	0.00
Number of trades	11
Last size	0

## Performance and Risk

	6m	1Y	3Y
Perf (%)	-5.86%	+6.34%	-
Perf (abs.)	-0.19	+0.18	-
Beta	0.58	0.54	0.91
Volatility	36.05	33.73	-

5Y



Information about previous performance does not guarantee future performance.  
Source: FactSet

## Price data

Ø price 5 days   Ø volume 5 days (pcs.)	3.140 EUR (0)
Ø price 30 days   Ø volume 30 days (pcs.)	3.024 EUR (38)
Ø price 100 days   Ø volume 100 days (pcs.)	2.889 EUR (12)
Ø price 250 days   Ø volume 250 days (pcs.)	3.164 EUR (29)
YTD High   date	3.365 EUR (2024/01/11)
YTD Low   date	2.609 EUR (2024/02/20)
52 Weeks High   date	3.893 EUR (2023/10/18)
52 Weeks Low   date	2.609 EUR (2024/02/20)

## Arbitrage views

Exchange <input type="checkbox"/>	Date	Time	Price	Trading volume (mio.)	Number of trades
Tradegate	2024/07/09	22:26	3.085 EUR	0.02	9
Stuttgart	2024/07/09	10:33	3.129 EUR	0.00	4
Munich	2024/07/09	08:05	3.125 EUR	0.00	2
Frankfurt	2024/07/09	17:05	3.10 EUR	0.14	12
FINRA other OTC	2024/07/09	19:44	3.37 USD	0.01	4

Issues	08					
Duesseldorf	2024/07/09	19:30	3.061	EUR	0.00	7
Berlin	2024/07/09	21:46	3.086	EUR	0.00	11
Australian Securities Exchange	2024/07/09	08:10	5.05	AUD	14.82	5,064

## Company profile

### Company Logo

#### Contact Details

NEW HOPE CORPORATION

--

Magnolia Drive 3/22 4300 Brookwater, QLD

Telefon: +61 7 3418 0500

Fax: +61 7 3418 0355

E-mail: -

### Company Profile

-