

AN2 THERAPEUTICS INC.

ISIN: US0373261058 WKN: 037326105

Overview

2024/08/16 22:00:00

Price
0.98 USDDifference  -3.92% (-0.04)

General attributes

ISIN	US0373261058
Symbol	ANTX
Exchange	Nasdaq
Currency	USD
Sector	-
Security type	Stock
Market cap (m)	27 EUR
Benchmark	S&P 500

Market data

Bid (Bid size)	0.99 USD (1,000)
Ask (Ask size)	1.00 USD (4,700)
Open	1.04 USD
High	1.04 USD
Low	0.95 USD
Close (prev. day)	1.02 USD
VWAP	0.98545 USD
Volume (pcs)	1,916,227
Trading volume	1,889,022.56
Number of trades	3,879
Last size	-

Futures and Options











Related Futures	-
Related Options	-

5Y



Information about previous performance does not guarantee future performance.
Source: FactSet

Recent research

on market			
Date		Headline	Download
2024/08/12		Global Equity Ratings	
2024/07/24		Global Equity Ratings	
2024/07/12		Global Equity Ratings	
2024/07/03		Global Strategy 3Q 2024	
2024/06/21		Global Equity Ratings	

Details

2024/08/16 22:00:00

Price
0.98 USDDifference ▼ -3.92% (-0.04)

General attributes

ISIN	US0373261058
Symbol	ANTX
Exchange	Nasdaq
Currency	USD
Sector	-
Security type	Stock
Market cap (m)	27 EUR
Benchmark	S&P 500

Market data

Bid (Bid size)	0.99 USD (1,000)
Ask (Ask size)	1.00 USD (4,700)
Open	1.04 USD
High	1.04 USD
Low	0.95 USD
Close (prev. day)	1.02 USD
VWAP	0.98545 USD
Volume (pcs)	1,916,227
Trading volume	1,889,022.56
Number of trades	3,879
Last size	-

Performance and Risk

	6m	1Y	3Y
Perf (%)	-73.08%	-89.41%	-
Perf (abs.)	-2.66	-8.27	-
Beta	0.64	0.65	0.91
Volatility	151.90	184.06	-

5Y



Information about previous performance does not guarantee future performance.
Source: FactSet

Price data

Ø price 5 days Ø volume 5 days (pcs.)	1.03 USD (1,857,873)
Ø price 30 days Ø volume 30 days (pcs.)	2.31 USD (828,466)
Ø price 100 days Ø volume 100 days (pcs.)	2.39 USD (390,617)
Ø price 250 days Ø volume 250 days (pcs.)	9.50 USD (283,470)
YTD High date	22.22 USD (2024/01/10)
YTD Low date	0.87 USD (2024/08/09)
52 Weeks High date	22.22 USD (2024/01/10)
52 Weeks Low date	0.87 USD (2024/08/09)

Arbitrage views

Exchange	Date	Time	Price	Trading volume (mio.)	Number of trades
Nasdaq	2024/08/16	22:00	0.98 USD	1.89	3,879

Company profile

Company Logo

Contact Details

AN2 THERAPEUTICS INC

--

Telefon: -

Fax: -

E-mail: -

Company Profile

-