

AN2 THERAPEUTICS INC.

ISIN: **US0373261058** WKN: **037326105**

Overview

2024/07/17 19:02:25

Price
2.83 USDDifference  4.04% (0.11)

General attributes

ISIN	US0373261058
Symbol	ANTX
Exchange	Nasdaq
Currency	USD
Sector	-
Security type	Stock
Market cap (m)	74 EUR
Benchmark	S&P 500

Market data

Bid (Bid size)	2.82 USD (400)
Ask (Ask size)	2.84 USD (100)
Open	2.69 USD
High	2.95 USD
Low	2.60 USD
Close (prev. day)	2.72 USD
VWAP	2.837118 USD
Volume (pcs)	137,875
Trading volume	391,170.87
Number of trades	714
Last size	100

Futures and Options





Related Futures	-
Related Options	-

5Y



Information about previous performance does not guarantee future performance.
Source: FactSet

Recent research

on market		
Date	Headline	Download
2024/07/12	 Global Equity Ratings	
2024/07/08	 Akciové trhy - denní zpráva	
2024/07/03	 Global Strategy 3Q 2024	
2024/06/21	 Global Equity Ratings	
2024/05/29	 Global Equity Ratings	

Details

2024/07/17 19:02:25

Price
2.83 USD

Difference ▲ 4.04% (0.11)

General attributes

ISIN	US0373261058
Symbol	ANTX
Exchange	Nasdaq
Currency	USD
Sector	-
Security type	Stock
Market cap (m)	74 EUR
Benchmark	S&P 500

Market data

Bid (Bid size)	2.82 USD (400)
Ask (Ask size)	2.84 USD (100)
Open	2.69 USD
High	2.95 USD
Low	2.60 USD
Close (prev. day)	2.72 USD
VWAP	2.837118 USD
Volume (pcs)	137,875
Trading volume	391,170.87
Number of trades	714
Last size	100

Performance and Risk

	6m	1Y	3Y
Perf (%)	-86.65%	-65.61%	-
Perf (abs.)	-17.65	-5.19	-
Beta	2.29	0.80	0.99
Volatility	210.53	157.96	-

5Y



Information about previous performance does not guarantee future performance.
Source: FactSet

Price data

Ø price 5 days Ø volume 5 days (pcs.)	2.59 USD (75,958)
Ø price 30 days Ø volume 30 days (pcs.)	2.23 USD (126,407)
Ø price 100 days Ø volume 100 days (pcs.)	2.57 USD (257,864)
Ø price 250 days Ø volume 250 days (pcs.)	10.07 USD (189,527)
YTD High date	22.22 USD (2024/01/10)
YTD Low date	1.91 USD (2024/06/13)
52 Weeks High date	22.22 USD (2024/01/10)
52 Weeks Low date	1.91 USD (2024/06/13)

Arbitrage views

Exchange	Date	Time	Price	Trading volume (mio.)	Number of trades
Nasdaq	2024/07/17	19:02	2.83 USD	0.39	714

Company profile

Company Logo

Contact Details

AN2 THERAPEUTICS INC

--

Telefon: -

Fax: -

E-mail: -

Company Profile

-